

QUARTERLY PHYSICAL REPORT OF OPERATION
ENDING DECEMBER 2019

BAR No. 1

file

Department: Department of Science and Technology (DOST)
Agency: PHILIPPINE SCIENCE HIGH SCHOOL SYSTEM (PSHSS)
Organizational Code (UACS): 19 016-00-00000

AUDITING UNIT
RECEIVED
By: _____
Date: **JAN 22 2020**
PHILIPPINE SCIENCE HIGH SCHOOL

✓	Current Year Appropriations
	Supplemental Appropriations
	Continuing Appropriations
	Off-budget Account

MFO 1: Provision of Specialized Secondary Education


PARTICULARS	UACS CODE	PHYSICAL TARGETS				TOTAL	PHYSICAL ACCOMPLISHMENTS				TOTAL	VARIANCE	REMARKS
		1st Quarter	2nd Quarter	3rd Quarter	4th Quarter		1st Quarter	2nd Quarter	3rd Quarter	4th Quarter			
A. STEM Secondary Education on Scholarship Basis Program													
Outcome Indicator 1: Percentage of PSHS graduates pursuing STEM career					90%	90%				99%	99%	9%	Results are based on the enrolment form filled up by PSHS graduates to the different colleges and universities. PSHS requests for the actual students enrolled in STEM courses at the start of the schoolyear in August.
Outcome Indicator 2: Percentage of winnings/ awards/recognitions from the total number of STEM related international competitions participated by PSHS Scholars					80%	80%				116%	116%	36%	Winnings over the competitions participated in by students for SY 2018-2019 from January to June and SY 2019-2020 from August to December.
Outcome Indicator 3: Percentile of PSHS students in Math in the US =based Scholastic Aptitude Test (SAT)					80th percentile	80th percentile				90th percentile	90th percentile	10	SAT dates are scheduled by College Board on different dates depending on the subject test available.

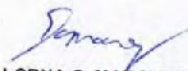
PARTICULARS	UACS CODE	PHYSICAL TARGETS				TOTAL	PHYSICAL ACCOMPLISHMENTS				TOTAL	VARIANCE	REMARKS
		1st Quarter	2nd Quarter	3rd Quarter	4th Quarter		1st Quarter	2nd Quarter	3rd Quarter	4th Quarter			
Output Indicator 1: No. of Scholars Supported for SY 2019-2020				8808		8808	NA	NA	8,864		8864	56	SY 2019- 2020 commenced in August 2019
Output Indicator 2: Cohort survival rate - Percentage of scholars who advance to the succeeding grade level until they complete the 6 year scholarship period.				90%		90%			94%		94%	4	Data taken from the Class of 2019 that graduated in May 2019.
Output Indicator 3: Percentage of winnings, awards and recognitions from total number of national competitions participated					90%	90%					142%	52	Winnings over the competitions participated in by students for SY 2018-2019 from January to June and SY 2019-2020 from August to December .
Output Indicator 4: Rank of PSHS campuses based on the overall UPCAT scores of the PSHS student-takers					Top 20	Top 20					Top 12	8	Main Campus ranked no. 1 from among schools with 100 or more takers (Category A) while 11 PSHS regional campuses landed in the Top 11 from among schools with less than 100 takers (Category B)
B. Science, Technology, Engineering and Mathematics (STEM) Promotion Program													
Outcome Indicator 1: Percentage of municipalities with applicants to the National Competitive Examinations (NCE)				50%	50%				78.31%		78.31%	28	NCE conducted on October 19, 2019 with 162 testing centers nationwide


PARTICULARS	UACS CODE	PHYSICAL TARGETS				TOTAL	PHYSICAL ACCOMPLISHMENTS				TOTAL	VARIANCE	REMARKS
		1st Quarter	2nd Quarter	3rd Quarter	4th Quarter		1st Quarter	2nd Quarter	3rd Quarter	4th Quarter			
Output Indicator 1: Number of municipality recipients of promotional activities					137	137				1216	1216	1079	Data covers promotional activities from January to December 2019. Target of 137 need to be updated by 2021 since most municipalities have been recipients of 2 or more PSHS regional campuses.
Output Indicator 2: Percentage of freshmen who were able to get a General Weighted Average (GWA) of 2.5 or better in the second quarter of the school year					85%	85%				99.22%	99.20%	14	Data covers the results of the second quarter grades of Grade 7 students for SY 2020-2021 (Nov to Jan).

Prepared by:

Approved :


 BRENDA L. PINEDA
 Admin. Officer V (Planning)


 LORNA C. MARQUEZ
 Admin. Officer V (Budget)


 LILIA T. HABACON
 Executive Director