


QUARTERLY PHYSICAL REPORT OF OPERATION
ENDING JUNE 2018

AUDITING UNIT
RECEIVED

BAR No. 1

Department: Department of Science and Technology (DOST)
Agency: PHILIPPINE SCIENCE HIGH SCHOOL SYSTEM (PSHSS)
Organizational Code (UACS) : 19 016-00-00000

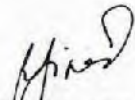
By: 
Date: 7/27/18 1:25 pm
PHILIPPINE SCIENCE HIGH SCHOOL

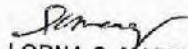
<input checked="" type="checkbox"/>	Current Year Appropriations
<input type="checkbox"/>	Supplemental Appropriations
<input type="checkbox"/>	Continuing Appropriations
<input type="checkbox"/>	Off-budget Account

PARTICULARS	UACS CODE	PHYSICAL TARGETS				TOTAL	PHYSICAL ACCOMPLISHMENTS				TOTAL	VARIANCE	REMARKS
		1st Quarter	2nd Quarter	3rd Quarter	4th Quarter		1st Quarter	2nd Quarter	3rd Quarter	4th Quarter			
DOST POINT AGENDA: Increased Competitiveness of Filipinos in Science and Engineering													
A. STEM Secondary Education on Scholarship Basis Program													
Outcome Indicator 1: Percentage of PSHS graduates pursuing STEM courses				90%		NA	98.00%						
Outcome Indicator 2: Percentage of winnings/awards/recognitions from the total number of STEM related international competitions participated by PSHS Scholars				80%		NA	103.72%					Data covers winnings from SY 2017-2018 (Jan. to June)only	
Outcome indicator 3: Percentile of PSHS students in Math in the US-based Scholastic Aptitude Test (SAT)				80th percentile		NA	83rd percentile						
Output Indicator 1: Number of scholars support			8,388			NA	8,317					Data may still change during opening of classes in August 2018	


PARTICULARS	UACS CODE	PHYSICAL TARGETS				TOTAL	PHYSICAL ACCOMPLISHMENTS				TOTAL	VARIANCE	REMARKS
		1st Quarter	2nd Quarter	3rd Quarter	4th Quarter		1st Quarter	2nd Quarter	3rd Quarter	4th Quarter			
Output Indicator 2: Cohort survival rate - Percentage of scholars who advance to the succeeding grade level until they complete the 6 year scholarship period.				90%			NA	92.76%					Survival rate
Output Indicator 3: Percentage of winnings, awards and recognitions from total number of national and international competitions participated					90%		NA	133.00%					Data will cover winnings from SY 2017-2018 (Jan. to May) and SY 2018-2019 (Aug. to Dec.)
Output Indicator 4: Rank of PSHS campuses based on the overall UPCAT scores of the PSHS student-takers					Top 20		NA	Top 10					Category A(>100 app.) PSHS Main Campus Top 1 Category B (<100 app.) 10 PSHS regional campuses in Top 10
B. Science, Technology, Engineering and Mathematics (STEM) Promotion Program													
Outcome Indicator 1: Percentage of municipalities with applicants to the National Competitive Examinations (NCE)					50%		NA	NA					NCE will be conducted in October of 2018
Output Indicator 1: Number of municipality recipients of promotional activities					137		NA	NA					Data will cover promotional activities from January to December 2018
Output Indicator 2: Percentage of freshmen who were able to get a General Weighted Average (GWA) of 2.5 or better in the second quarter of the school year					90%		NA	NA					Second quarter of the schoolyear covers the period November 2018 to January 2019. Note: Accomplishment will be accounted in Jan. 2019

Prepared by:


BRENDA L. PINEDA
 Admin. Officer V (Planning Officer)


LORNA C. MARQUEZ
 Admin. Officer V (Budget Officer)

Approved :


LILIA T. HABACON
 Executive Director