

QUARTERLY PHYSICAL REPORT OF OPERATION
ENDING JUNE 2019

Department: Department of Science and Technology (DOST)
Agency: PHILIPPINE SCIENCE HIGH SCHOOL SYSTEM (PSHSS)
Organizational Code (UACS) : 19 016-00-00000

AUDITING UNIT
RECEIVED
By: *[Signature]*
Date: **JUL 25 2019**
PHILIPPINE SCIENCE HIGH SCHOOL

✓	Current Year Appropriations
	Supplemental Appropriations
	Continuing Appropriations
	Off-budget Account

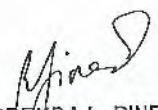
PARTICULARS	UACS CODE	PHYSICAL TARGETS				TOTAL	PHYSICAL ACCOMPLISHMENTS				TOTAL	VARIANCE	REMARKS
		1st Quarter	2nd Quarter	3rd Quarter	4th Quarter		1st Quarter	2nd Quarter	3rd Quarter	4th Quarter			
DOST POINT AGENDA: Increased Competitiveness of Filipinos in Science and Engineering													
A. STEM Secondary Education on Scholarship Basis Program													
Outcome Indicator 1: Percentage of PSHS graduates pursuing STEM career					90%	90%	NA	99.49%					Tracking of courses taken by PSHS Class of 2019 for SY 2019-2020 in different colleges and universities starting August 2019.
Outcome Indicator 2: No. of Scholars Supported for SY 2019- 2020				8808	8808	8808	NA	NA					SY 2019- 2020 starts in August 2019
Outcome Indicator 3: Percentage of winnings/awards/recognitions from the total number of STEM related international competitions participated by PSHS Scholars					80%	80%	111%	550%					Data covers 1st half of the year winnings/ awards received over the total no. of competitions participated in by scholars for SY 2018-2019


PARTICULARS	UACS CODE	PHYSICAL TARGETS				TOTAL	PHYSICAL ACCOMPLISHMENTS				TOTAL	VARIANCE	REMARKS
		1st Quarter	2nd Quarter	3rd Quarter	4th Quarter		1st Quarter	2nd Quarter	3rd Quarter	4th Quarter			
Outcome Indicator 4: Percentile of PSHS students in Math in the US-based Scholastic Aptitude Test (SAT)					80th percentile	80th percentile	92nd percentile	89th percentile					SAT dates are scheduled by College Board on different dates depending on the subject test available. Percentile may vary until the 4th quarter.
Output Indicator 1: Cohort survival rate - Percentage of scholars who advance to the succeeding grade level until they complete the 6 year scholarship period.				90%		90%	NA	95%					Data taken from Class of 2019
Output Indicator 2: Percentage of winnings, awards and recognitions from total number of national competitions participated					90%	90%	130%	264%					Data covers winnings from SY 2018-2019 (Jan. to June only), results will vary until the end of 4th quarter
Output Indicator 3: Rank of PSHS campuses based on the overall UPCAT scores of the PSHS student-takers					Top 20	Top 20	Top 11: out of 12 campuses who took the UPCAT	Top 11: out of 12 campuses who took the UPCAT					Main Campus ranked no. 1 from among schools with 100 or more takers (Category A) while 11 PSHS regional campuses landed in the Top 11 from among schools with less than 100 takers (Category B)


PARTICULARS	UACS CODE	PHYSICAL TARGETS				TOTAL	PHYSICAL ACCOMPLISHMENTS				TOTAL	VARIANCE	REMARKS
		1st Quarter	2nd Quarter	3rd Quarter	4th Quarter		1st Quarter	2nd Quarter	3rd Quarter	4th Quarter			
B. Science, Technology, Engineering and Mathematics (STEM) Promotion Program													
Outcome Indicator 1: Percentage of municipalities with applicants to the National Competitive Examinations (NCE)					50%	50%	NA	NA					NCE will be conducted in October of 2019
Output Indicator 1: Number of municipality recipients of promotional activities					137	50%	86	329					Data covers promotional activities from January to June 2019 only; will vary until the end of 4th quarter
Output Indicator 2: Percentage of freshmen who were able to get a General Weighted Average (GWA) of 2.5 or better in the second quarter of the school year					90%	90%	99.67%	NA					Data taken from the 2nd quarter of SY 2018-2019 ; This year's GWA data will be available by fourth quarter of SY 2019-2020

Approved :

Prepared by:


 BRENDA L. PINEDA
 Admin. Officer V (Planning)


 LORNA C. MARQUEZ
 Admin. Officer V (Budget)


 LILIA T. HABACON
 Executive Director