

**QUARTERLY PHYSICAL REPORT OF OPERATION
ENDING MARCH 2018**

BAR No. 1

Department: Department of Science and Technology (DOST)
 Agency: PHILIPPINE SCIENCE HIGH SCHOOL SYSTEM (PSHSS)
 Organizational Code (UACS) : 19 016-00-00000

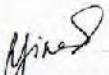
√	Current Year Appropriations
	Supplemental Appropriations
	Continuing Appropriations
	Off-budget Account

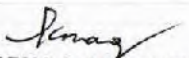
PARTICULARS	UACS CODE	PHYSICAL TARGETS				TOTAL	PHYSICAL ACCOMPLISHMENTS				TOTAL	VARIANCE	REMARKS
		1st Quarter	2nd Quarter	3rd Quarter	4th Quarter		1st Quarter	2nd Quarter	3rd Quarter	4th Quarter			
DOST POINT AGENDA: Increased Competitiveness of Filipinos in Science and Engineering													
A. STEM Secondary Education on Scholarship Basis Program													
Outcome Indicator 1: Percentage of PSHS graduates pursuing STEM career					90%	NA							PSHS Grade 12 students will graduate in May 2018. Tracking of courses will be from enrolment data of SY 2018-2019 from different colleges and universities.
Outcome Indicator 2: Percentage of winnings/awards/recognitions from the total number of STEM related international competitions participated by PSHS Scholars					80%	NA							Data will cover winnings from SY 2017-2018 (Jan. to May) and SY 2018-2019 (Aug. to Dec.)
Outcome indicator 3: Percentile of PSHS students in Math in the US-based Scholastic Aptitude Test (SAT)					80th percentile	MA							SAT dates are scheduled by College Board on different dates depending on the subject test available. Data will be available by December 2018.
Output Indicator 1: Cohort survival rate - Percentage of scholars who advance to the succeeding grade level until they complete the 6 year scholarship period.				90%		NA							Data will be reported by campus registrars at the end of SY 2017-2018.

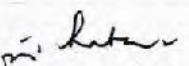
PARTICULARS	UACS CODE	PHYSICAL TARGETS				TOTAL	PHYSICAL ACCOMPLISHMENTS				TOTAL	VARIANCE	REMARKS
		1st Quarter	2nd Quarter	3rd Quarter	4th Quarter		1st Quarter	2nd Quarter	3rd Quarter	4th Quarter			
Output Indicator 2: Percentage of winnings, awards and recognitions from total number of national and international competitions participated					90%		NA						Data will cover winnings from SY 2017-2018 (Jan. to May) and SY 2018-2019 (Aug. to Dec.)
Output Indicator 3: Rank of PSHS campuses based on the overall UPCAT scores of the PSHS student-takers					Top 20		NA						Data will be extracted from the UPCAT results
B. Science, Technology, Engineering and Mathematics (STEM) Promotion Program													
Outcome Indicator 1: Percentage of municipalities with applicants to the National Competitive Examinations (NCE)					50%		NA						NCE will be conducted in October of 2018
Output Indicator 1: Number of municipality recipients of promotional activities					137		NA						Data will cover promotional activities from January to December 2018
Output Indicator 2: Percentage of freshmen who were able to get a General Weighted Average (GWA) of 2.5 or better in the second quarter of the school year					90%		NA						Second quarter of the schoolyear covers the period November 2018 to January 2019. <i>Note: Accomplishment will be accounted in Jan. 2019</i>

Prepared by:

Approved :


BRENDA L. PINEDA
 Admin. Officer V (Planning Officer)


LORNA C. MARQUEZ
 Admin. Officer V (Budget Officer)


LILIA T. HABACON
 Executive Director