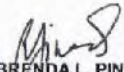


Particulars	UACS CODE	Budget Target (Budget Year)					Physical / Accomplishment (Budget Year)					Variance	Remarks
		1st Quarter	2nd Quarter	3rd Quarter	4th Quarter	Total	1st Quarter	2nd Quarter	3rd Quarter	4th Quarter	Total		
1	2	3	4	5	6	7	8	9	10	11	12	13	14
SCIENCE, TECHNOLOGY, ENGINEERING AND MATHEMATICS OO : Increased competitiveness of Filipinos in Science and	31010000000000												
4. Rank of the campuses based on the overall UPCAT scores of the PSHS student-takers			Top 20			Top 20	N/A						Results from the University of the Philippines will be out in the second quarter.
SCIENCE, TECHNOLOGY, ENGINEERING AND MATHEMATICS OO : Increased competitiveness of Filipinos in Science and	31020000000000												
Outcome Indicator													
1. Percentage of municipalities with applicants to the National Competitive Examination (NCE)					50%	50%	N/A						PSHS NCE will be conducted in October 2020
Output Indicators													
1. Number of municipality recipients of promotional activities					137	137	64						Data covers promotional activities from January to March 2020. The lockdown during the first quarter limited the conduct of promotional activities.
2. Percentage of freshmen who were able to get a General Weighted Average (GWA) of 2.5 or better in the second quarter of the school year		90%				90%	99.27%						Data covers the results of the second quarter grades of Grade 7 students for SY 2020-2021 (Nov to Jan).


This report was generated using the Unified Reporting System on 04/05/2020 17:51 ; Status : SUBMITTED

Prepared By:


BRENDA L. PINEDA
Planning Officer

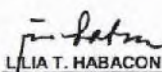
Date: 2020-05-01 11:57:50.0

In coordination with:


MA. CONCEPCION B. SAKAI
Chief Administrative Officer

Date: 2020-05-01 12:01:28.0

Approved By:


LILIA T. HABACON
Executive Director

Date: 2020-05-01 19:12:22.0