

**QUARTERLY PHYSICAL REPORT OF OPERATION
ENDING SEPTEMBER 2019**

BAR No. 1

Department: Department of Science and Technology (DOST)
 Agency: PHILIPPINE SCIENCE HIGH SCHOOL SYSTEM (PSHSS)
 Organizational Code (UACS): 19 016-00-00000

**AUDITING UNIT
RECEIVED**
 By: *[Signature]*
 Date: **OCT 23 2019**
 PHILIPPINE SCIENCE HIGH SCHOOL

✓	Current Year Appropriations
	Supplemental Appropriations
	Continuing Appropriations
	Off-budget Account


PARTICULARS	UACS CODE	PHYSICAL TARGETS				TOTAL	PHYSICAL ACCOMPLISHMENTS				TOTAL	VARIANCE	REMARKS
		1st Quarter	2nd Quarter	3rd Quarter	4th Quarter		1st Quarter	2nd Quarter	3rd Quarter	4th Quarter			
#NAME?													
A. STEM Secondary Education on Scholarship Basis Program													
Outcome Indicator 1: Percentage of PSHS graduates pursuing STEM career						90%	90%	NA	99.49%	96%			3rd Q results are based on courses taken by graduates of Class 2019 in different colleges and universities
Outcome Indicator 2: No. of Scholars Supported for SY 2019-2020						8798	8798	NA	NA	8,864			SY 2019- 2020 commenced in August 2019
Outcome Indicator 3: Percentage of winnings/awards/recognitions from the total number of STEM related international competitions participated by PSHS Scholars						80%	80%	111%	550%	122%			Data covers 3rd Q winnings/ awards received over the total no. of competitions participated in by scholars for SY 2019-2020

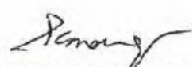
PARTICULARS	UACS CODE	PHYSICAL TARGETS				TOTAL	PHYSICAL ACCOMPLISHMENTS				TOTAL	VARIANCE	REMARKS
		1st Quarter	2nd Quarter	3rd Quarter	4th Quarter		1st Quarter	2nd Quarter	3rd Quarter	4th Quarter			
Outcome Indicator 4: Percentile of PSHS students in Math in the US =based Schoalstic Aptitude Test (SAT)					80th percentile	80th percentile		89th percentile	90th percentile				SAT dates are scheduled by College Board on different dates depending on the subject test available. Percentile may vary until the 4th quarter.
Output Indicator 1: Cohort survival rate - Percentage of scholars who advance to the succeeding grade level until they complete the 6 year scholarship period.				90%		90%		95%	94%				Data taken from Class of 2019
Output Indicator 2: Percentage of winnings, awards and recognitions from total number of national competitions participated					90%	90%	130%	264%	99%				3rd Q data covers winnings from SY 2019-2020 (July to September only), results will vary until the end of 4th quarter
Output Indicator 3: Rank of PSHS campuses based on the overall UPCAT scores of the PSHS student-takers					Top 20	Top 20	12 PSHS campuses who took the UPCAT are all in Top 11 ranking (Top 1 in Category A: Top 1 in Category B:	12 PSHS campuses who took the UPCAT are all in Top 11 ranking (Top 1 in Category A: Top 1 in Category B:	12 PSHS campuses who took the UPCAT are all in Top 11 ranking (Top 1 in Category A: Top 1 in Category B:				Main Campus ranked no. 1 from among schools with 100 or more takers (Category A) while 11 PSHS regional campuses landed in the Top 11 from among schools with less than 100 takers (Category B)

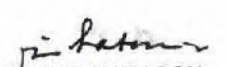
PARTICULARS	UACS CODE	PHYSICAL TARGETS				TOTAL	PHYSICAL ACCOMPLISHMENTS				TOTAL	VARIANCE	REMARKS
		1st Quarter	2nd Quarter	3rd Quarter	4th Quarter		1st Quarter	2nd Quarter	3rd Quarter	4th Quarter			
B. Science, Technology, Engineering and Mathematics (STEM) Promotion Program													
Outcome Indicator 1: Percentage of municipalities with applicants to the National Competitive Examinations (NCE)					50%	50%	NA		79.41%				NCE will be conducted in October of 2019
Output Indicator 1: Number of municipality recipients of promotional activities					137	50%		329	1083				Data covers promotional activities from January to September 2019 only; will vary until the end of 4th quarter
Output Indicator 2: Percentage of freshmen who were able to get a General Weighted Average (GWA) of 2.5 or better in the second quarter of the school year					90%	90%	99.20%	none yet	none yet				Data taken from the 2nd quarter of SY 2018-2019 ; This year's GWA data will be available by fourth quarter of SY 2019-2020

Prepared by:

Approved :


BRENDA L. PINEDA
 Admin. Officer V (Planning)


LORNA C. MARQUEZ
 Admin. Officer V (Budget)


LILIA T. HABACON
 Executive Director