

STATEMENT OF APPROPRIATIONS, ALLOTMENTS, OBLIGATIONS, DISBURSEMENTS AND BALANCES  
As of the Quarter Ending December 31, 2018

Authorization: 01 - Current Year Appropriations  
Report Status: SUBMITTED

Department: Department of Science and Technology (DOST)  
Agency: Philippine Science High School  
Operating Unit: Office of the Executive Director (Central Office)  
Organization Code (UACS): 190160100000  
Fund Cluster: 01 - Regular Agency Fund

Particulars	UACS CODE	Appropriation			Allotments					Current Year Obligations					Current Year Disbursements					Balances				
		Authorized Appropriation	Adjustments (Transfer To)/From, Realignment	Adjusted Appropriations	Allotments Received	Adjustments (Withdrawal, Realignment)	Transfer To	Transfer From	Adjusted Total Allotments	1st Quarter Ending March 31	2nd Quarter Ending June 30	3rd Quarter Ending Sep. 30	4th Quarter Ending Dec. 31	Total	1st Quarter Ending March 31	2nd Quarter Ending June 30	3rd Quarter Ending Sep. 30	4th Quarter Ending Dec. 31	Total	Unreleased Appropriations	Unobligated Allotment	Unpaid Obligations (15-20) = (23+24)		
																						Due and Demandable	Not Yet Due and Demandable	
1	2	3	4	5=(3+4)	6	7	8	9	10=(8+9)	11	12	13	14	15=(11+12+13+14)	16	17	18	19	20=(16+17+18+19)	21=(5-10)	22=(10-15)	23	24	
<b>I. Agency Specific Budget</b>																								
Specific Budgets of National Government Agencies	01101101	92,831,000.00	(20,582,700.00)	72,248,300.00	92,831,000.00		(20,582,700.00)		72,248,300.00	13,231,214.61	17,363,312.87	18,921,853.21	22,374,013.78	71,890,394.57	10,001,745.36	17,740,165.73	11,708,168.47	26,951,127.28	66,401,206.84			357,905.43	2,771,528.08	2,717,659.65
General Administration and Support	1000000000000000	37,237,000.00	(3,332,000.00)	33,905,000.00	37,237,000.00		(3,332,000.00)		33,905,000.00	9,140,739.09	8,586,440.15	5,292,828.70	10,683,071.75	33,703,079.69	6,966,451.73	9,748,195.19	3,081,249.94	10,418,148.31	30,214,045.17			201,920.31	1,738,602.12	1,750,432.40
General Management and Supervision	1000001000010000	37,237,000.00	(3,332,000.00)	33,905,000.00	37,237,000.00		(3,332,000.00)		33,905,000.00	9,140,739.09	8,586,440.15	5,292,828.70	10,683,071.75	33,703,079.69	6,966,451.73	9,748,195.19	3,081,249.94	10,418,148.31	30,214,045.17			201,920.31	1,738,602.12	1,750,432.40
PS		13,548,000.00	825,000.00	14,373,000.00	13,548,000.00	825,000.00			14,373,000.00	4,080,469.61	5,478,343.83	140,802.15	4,641,262.69	14,340,878.26	4,078,069.61	5,480,743.83	138,902.15	4,604,622.11	14,302,337.70			32,121.72	38,540.50	
MOOE		20,039,000.00	(4,157,000.00)	15,882,000.00	20,039,000.00	(825,000.00)	(3,332,000.00)		15,882,000.00	4,993,559.48	3,057,021.32	4,357,570.19	3,307,887.80	15,716,038.78	2,821,672.12	4,216,376.36	2,858,082.79	5,103,334.84	14,999,466.11			165,961.21	650,034.28	66,538.40
CO		3,650,000.00		3,650,000.00	3,650,000.00				3,650,000.00	66,710.00	51,075.00	794,456.36	2,733,921.26	3,646,162.62	66,710.00	51,075.00	84,265.00	710,191.36	912,241.36			3,837.38	1,050,027.28	1,683,894.00
Operations	3000000000000000	55,594,000.00	(17,250,700.00)	38,343,300.00	55,594,000.00		(17,250,700.00)		38,343,300.00	4,090,475.52	8,776,872.82	13,629,024.51	11,690,942.03	38,187,314.88	3,035,293.63	7,991,970.54	8,626,918.53	16,532,978.97	36,187,161.67			155,985.12	1,032,925.96	967,227.25
OO : Increased competitiveness of Filipinos in Science and Engineering	3100000000000000	55,594,000.00	(17,250,700.00)	38,343,300.00	55,594,000.00		(17,250,700.00)		38,343,300.00	4,090,475.52	8,776,872.82	13,629,024.51	11,690,942.03	38,187,314.88	3,035,293.63	7,991,970.54	8,626,918.53	16,532,978.97	36,187,161.67			155,985.12	1,032,925.96	967,227.25
SCIENCE, TECHNOLOGY, ENGINEERING AND MATHEMATICS (STEM) SECONDARY EDUCATION ON SCHOLARSHIP BASIS PROGRAM	3101000000000000	27,274,000.00	(7,995,000.00)	19,279,000.00	27,274,000.00		(7,995,000.00)		19,279,000.00	3,045,548.74	6,502,669.69	3,973,476.52	5,704,440.29	19,226,135.24	2,816,151.85	4,946,535.37	4,231,235.58	6,479,125.63	18,473,048.43			52,864.76	245,879.56	507,207.25
Policy Formulation, Program Planning and Standards Development	3101001000020000	27,274,000.00	(7,995,000.00)	19,279,000.00	27,274,000.00		(7,995,000.00)		19,279,000.00	3,045,548.74	6,502,669.69	3,973,476.52	5,704,440.29	19,226,135.24	2,816,151.85	4,946,535.37	4,231,235.58	6,479,125.63	18,473,048.43			52,864.76	245,879.56	507,207.25
PS		3,654,000.00		3,654,000.00	3,654,000.00				3,654,000.00	756,853.26	978,814.00	763,464.27	1,150,700.00	3,649,831.53	756,653.26	979,014.00	763,264.27	1,150,900.00	3,649,831.53			4,168.47		
MOOE		23,620,000.00	(7,995,000.00)	15,625,000.00	23,620,000.00		(7,995,000.00)		15,625,000.00	2,296,695.48	5,523,855.69	3,210,012.25	4,553,740.29	15,576,303.71	2,059,498.59	3,967,521.37	3,467,971.31	5,328,225.63	14,823,216.90			48,696.29	245,879.56	507,207.25
SCIENCE, TECHNOLOGY, ENGINEERING AND MATHEMATICS (STEM) PROMOTION PROGRAM	3102000000000000	28,320,000.00	(9,255,700.00)	19,064,300.00	28,320,000.00		(9,255,700.00)		19,064,300.00	1,044,926.78	2,274,203.13	9,655,547.99	5,986,501.74	18,961,179.64	219,141.78	3,045,435.17	4,395,682.95	10,053,853.34	17,714,113.24			103,120.36	787,046.40	460,020.00
National Competitiveness Examination (NCE)	3102001000010000	18,635,000.00	(7,695,700.00)	10,939,300.00	18,635,000.00		(7,695,700.00)		10,939,300.00	1,044,926.78	2,274,203.13	4,043,711.86	3,524,780.97	10,887,622.74	219,141.78	3,045,435.17	451,810.82	6,534,214.97	10,250,602.74			51,677.26	177,000.00	460,020.00
PS		1,005,000.00		1,005,000.00	1,005,000.00				1,005,000.00	201,751.78	266,896.78	207,551.78	327,536.78	1,003,727.12	201,551.78	267,086.78	207,351.78	327,736.78	1,003,727.12			1,272.88		
MOOE		17,630,000.00	(7,695,700.00)	9,934,300.00	17,630,000.00		(7,695,700.00)		9,934,300.00	843,175.00	2,007,316.35	3,836,160.08	3,197,244.19	9,883,895.62	17,590.00	2,778,348.39	244,459.04	6,206,478.19	9,246,875.62			50,404.38	177,000.00	460,020.00
STEM Promotional Activities	3102001000020000	9,685,000.00	(1,560,000.00)	8,125,000.00	9,685,000.00		(1,560,000.00)		8,125,000.00			5,611,836.13	2,461,720.77	8,073,556.90				3,943,872.13	3,519,638.37			51,443.10	610,046.40	
MOOE		9,685,000.00	(1,560,000.00)	8,125,000.00	9,685,000.00		(1,560,000.00)		8,125,000.00			5,611,836.13	2,461,720.77	8,073,556.90				3,943,872.13	3,519,638.37			51,443.10	610,046.40	
Sub-Total, Agency-Specific		92,831,000.00	(20,582,700.00)	72,248,300.00	92,831,000.00		(20,582,700.00)		72,248,300.00	13,231,214.61	17,363,312.87	18,921,853.21	22,374,013.78	71,890,394.57	10,001,745.36	17,740,165.73	11,708,168.47	26,951,127.28	66,401,206.84			357,905.43	2,771,528.08	2,717,659.65
PS		18,207,000.00	825,000.00	19,032,000.00	18,207,000.00	825,000.00			19,032,000.00	5,039,074.65	6,724,044.61	1,111,818.20	6,119,499.47	18,994,436.93	5,036,274.65	6,726,644.61	1,109,518.20	6,083,258.89	18,955,896.35			37,563.07	38,540.50	
MOOE		70,974,000.00	(21,407,700.00)	49,566,300.00	70,974,000.00	(825,000.00)	(20,582,700.00)		49,566,300.00	8,125,429.96	10,588,193.36	17,015,578.65	13,520,593.05	49,249,795.02	4,888,760.71	10,962,246.12	10,514,385.27	20,157,677.03	46,533,069.13			316,504.98	1,682,960.24	1,033,765.65
CO		3,650,000.00		3,650,000.00	3,650,000.00				3,650,000.00	66,710.00	51,075.00	794,456.36	2,733,921.26	3,646,162.62	66,710.00	51,075.00	84,265.00	710,191.36	912,241.36			3,837.38	1,050,027.28	1,683,894.00
<b>II. Automatic Appropriations</b>																								
Retirement and Life Insurance Premiums	01104102	1,299,000.00	546,149.00	1,845,149.00	1,845,149.00				1,845,149.00	420,043.31	478,614.81	483,504.48	462,868.40	1,845,149.00	279,283.97	619,374.15	322,336.32	624,154.56	1,845,149.00					
General Administration and Support	1000000000000000	900,000.00	546,149.00	1,446,149.00	1,446,149.00				1,446,149.00	320,466.95	379,038.45	383,928.12	362,715.48	1,446,149.00	212,899.73	486,605.67	255,952.08	490,691.52	1,446,149.00					
General Management and Supervision	1000001000010000	900,000.00	546,149.00	1,446,149.00	1,446,149.00				1,446,149.00	320,466.95	379,038.45	383,928.12	362,715.48	1,446,149.00	212,899.73	486,605.67	255,952.08	490,691.52	1,446,149.00					
PS		900,000.00	546,149.00	1,446,149.00	1,446,149.00				1,446,149.00	320,466.95	379,038.45	383,928.12	362,715.48	1,446,149.00	212,899.73	486,605.67	255,952.08	490,691.52	1,446,149.00					
Operations	3000000000000000	399,000.00		399,000.00	399,000.00				399,000.00	99,576.36	99,576.36	99,576.36	100,270.92	399,000.00	66,384.24	132,768.48	66,384.24	133,463.04	399,000.00					
OO : Increased competitiveness of Filipinos in Science and Engineering	3100000000000000	399,000.00		399,000.00	399,000.00				399,000.00	99,576.36	99,576.36	99,576.36	100,270.92	399,000.00	66,384.24	132,768.48	66,384.24	133,463.04	399,000.00					
SCIENCE, TECHNOLOGY, ENGINEERING AND MATHEMATICS (STEM) SECONDARY EDUCATION ON SCHOLARSHIP BASIS PROGRAM	3101000000000000	314,000.00		314,000.00	314,000.00				314,000.00	78,440.76	78,440.76	78,440.76	78,677.72	314,000.00	52,293.84	104,587.68	52,293.84	104,824.64	314,000.00					
Policy Formulation, Program Planning and Standards Development	3101001000020000	314,000.00		314,000.00	314,000.00				314,000.00	78,440.76	78,440.76	78,440.76	78,677.72	314,000.00	52,293.84	104,587.68	52,293.84	104,824.64	314,000.00					
PS		314,000.00		314,000.00	314,000.00				314,000.00	78,440.76	78,440.76	78,440.76	78,677.72	314,000.00	52,293.84	104,587.68	52,293.84	104,824.64	314,000.00					
SCIENCE, TECHNOLOGY, ENGINEERING AND MATHEMATICS (STEM) PROMOTION PROGRAM	3102000000000000	85,000.00		85,000.00	85,000.00				85,000.00	21,135.60	21,135.60	21,135.60	21,593.20	85,000.00	14,090.40	28,180.80	14,090.40							


Particulars	UACS CODE	Appropriation			Allotments					Current Year Obligations					Current Year Disbursements					Balances			
		Authorized Appropriation	Adjustments (To)/From, Realignment	Adjusted Appropriations	Allotments Received	Adjustments (Withdrawal, Realignment)	Transfer To	Transfer From	Adjusted Total Allotments	1st Quarter Ending March 31	2nd Quarter Ending June 30	3rd Quarter Ending Sept. 30	4th Quarter Ending Dec. 31	Total	1st Quarter Ending March 31	2nd Quarter Ending June 30	3rd Quarter Ending Sept. 30	4th Quarter Ending Dec. 31	Total	Unreleased Appropriations	Unobligated Allotment	Unpaid Obligations (15-20) = (23+24)	
																						Due and Demandable	Not Yet Due and Demandable
1	2	3	4	5=(3+4)	6	7	8	9	10=[(8)+(7)-8+9]	11	12	13	14	15=(11+12+13+14)	16	17	18	19	20=(16+17+18+19)	21=(5-18)	22=(16-15)	23	24
National Competitive Examination (NCE)	310200100001000	85,000.00		85,000.00	85,000.00				85,000.00	21,135.60	21,135.60	21,135.60	21,593.20	85,000.00	14,090.40	28,180.80	14,090.40	28,638.40	85,000.00				
PS		85,000.00		85,000.00	85,000.00				85,000.00	21,135.60	21,135.60	21,135.60	21,593.20	85,000.00	14,090.40	28,180.80	14,090.40	28,638.40	85,000.00				
Sub-Total, Automatic Appropriations		1,299,000.00		1,845,149.00	1,845,149.00				1,845,149.00	420,043.31	478,614.81	483,504.48	462,986.40	1,845,149.00	279,283.97	619,374.15	322,336.32	624,154.56	1,845,149.00				
PS		1,299,000.00		1,845,149.00	1,845,149.00				1,845,149.00	420,043.31	478,614.81	483,504.48	462,986.40	1,845,149.00	279,283.97	619,374.15	322,336.32	624,154.56	1,845,149.00				
III. Special Purpose Fund																							
Miscellaneous Personnel Benefits Fund	01101406		6,766,435.00	6,766,435.00	6,766,435.00				6,766,435.00			4,733,026.65	2,033,408.35	6,766,435.00			4,731,926.65	2,034,508.35	6,766,435.00				
Purpose	4000000000000000		6,766,435.00	6,766,435.00	6,766,435.00				6,766,435.00			4,733,026.65	2,033,408.35	6,766,435.00			4,731,926.65	2,034,508.35	6,766,435.00				
Miscellaneous Personnel Benefits Fund	4007000000000000		6,766,435.00	6,766,435.00	6,766,435.00				6,766,435.00			4,733,026.65	2,033,408.35	6,766,435.00			4,731,926.65	2,034,508.35	6,766,435.00				
Funding Requirements for the Filing up of Unfilled Positions	4007000000002000		6,766,435.00	6,766,435.00	6,766,435.00				6,766,435.00			4,733,026.65	2,033,408.35	6,766,435.00			4,731,926.65	2,034,508.35	6,766,435.00				
PS			6,766,435.00	6,766,435.00	6,766,435.00				6,766,435.00			4,733,026.65	2,033,408.35	6,766,435.00			4,731,926.65	2,034,508.35	6,766,435.00				
Sub-Total, SPF			6,766,435.00	6,766,435.00	6,766,435.00				6,766,435.00			4,733,026.65	2,033,408.35	6,766,435.00			4,731,926.65	2,034,508.35	6,766,435.00				
PS			6,766,435.00	6,766,435.00	6,766,435.00				6,766,435.00			4,733,026.65	2,033,408.35	6,766,435.00			4,731,926.65	2,034,508.35	6,766,435.00				
GRAND TOTAL		94,130,000.00	(13,270,116.00)	80,859,884.00	101,442,584.00		(20,582,700.00)		80,859,884.00	13,651,257.92	17,841,927.78	24,138,384.34	24,870,408.53	80,501,978.57	10,281,029.33	18,359,539.88	16,762,431.44	29,609,790.19	75,012,790.14	357,905.43	2,771,528.08	2,717,659.65	
PS		19,506,000.00	8,137,584.00	27,643,584.00	26,818,584.00		825,000.00		27,643,584.00	5,459,117.96	7,202,659.42	6,328,349.33	6,615,894.22	27,606,020.93	5,315,558.62	7,346,218.76	6,163,781.17	8,741,921.80	27,567,480.35	37,563.07	38,540.58		
MOOE		70,974,000.00	(21,407,700.00)	49,566,300.00	70,974,000.00		(825,000.00)	(20,582,700.00)	49,566,300.00	8,125,429.96	10,588,193.36	17,615,578.65	13,520,593.05	49,249,795.02	4,898,760.71	10,962,246.12	10,614,385.27	20,157,877.03	46,533,069.13	316,504.98	1,682,960.24	1,033,765.65	
CO		3,650,000.00		3,650,000.00	3,650,000.00				3,650,000.00	66,710.00	51,075.00	794,456.36	2,733,921.26	3,646,162.62	66,710.00	51,075.00	84,265.00	710,191.36	912,241.36	3,837.36	1,050,027.26	1,683,894.00	


Certified Correct:


Certified Correct:


Recommended By:

Approved By:

  
 MARQUEZ, LORNA C.  
 Budget Officer  
 Date: 14/Jan/2019

  
 MARIA LOURDES AMIRA P. SOCILLON  
 Chief Accountant  
 Date:

  
 SAKAI, MA. CONCEPCION B.  
 Director FMS  
 Date: 14/Jan/2019

  
 DE LARA, ROD ALLAN A.  
 Agency Head/Department  
 Date: 14/Jan/2019