

MONTHLY REPORT OF DISBURSEMENTS
For the month of December 2020

Department
Agency
Operating Unit
Organization Code (UACS)
Funding Source Code (as clustered)

Department of Science and Technology
Philippine Science High School System
CONSOLIDATED
1901601000
01

PARTICULARS	CURRENT YEAR BUDGET					PRIOR YEAR'S BUDGET										GRAND TOTAL				
	PS	M	F	CO	TOTAL	PRIOR YEAR'S ACCOUNTS PAYABLE					CURRENT YEAR'S ACCOUNTS PAYABLE					TOTAL	PS	M	CO	TOTAL
						PS	M	F	CO	subtotal	PS	M	F	CO	subtotal					
1	2	3	4	5	6	7	8	9	10	11	12	13	14	15	16	17	23	24	26	27
Notice of Cash Allocation (NCA)	113,611,226.46	100,660,382.85	0.00	68,020,619.76	282,292,229.07	678,305.10	893,112.46	0.00	111,706,378.17	113,277,795.73	3,494,186.55	917,652.79	0	15,539,953.45	19,951,792.79	133,229,588.52	117,783,718.11	102,471,148.10	195,266,951.38	415,521,817.59
MDS Checks Issued	18,082,515.99	43,826,401.87	0.00	46,262,232.65	108,171,150.51	516,901.94	467,548.62	0.00	34,252,987.29	35,217,437.85	311,806.67	0.00	0	0.00	311,806.67	35,529,244.52	18,911,224.60	44,293,950.49	80,495,219.94	143,700,395.03
Advice to Debit Account	95,528,710.47	56,833,980.98	0.00	21,758,387.11	174,121,078.56	161,403.16	425,563.84	0.00	77,473,390.88	78,060,357.88	3,182,379.88	917,652.79	0	15,539,953.45	19,639,956.12	97,700,344.00	98,372,493.51	58,177,197.61	114,771,731.44	271,821,422.56
Notice of Transfer Allocation	0.00	7,970,440.79	0.00	11,012,923.11	18,983,372.90	0.00	0.00	0.00	9,965,000.00	9,965,000.00	0.00	90,394.00	0	1,555,507.83	1,645,901.83	11,610,901.83	0.00	8,060,843.79	22,533,430.94	30,594,274.73
MDS Checks Issued	0.00	662,846.07	0.00	504,313.93	1,167,160.00	0.00	0.00	0.00	0.00	0.00	0.00	0.00	0	0.00	0.00	0.00	0.00	662,846.07	2,059,621.78	2,722,667.85
Advice to Debit Account	0.00	7,307,603.72	0.00	10,508,609.18	17,816,212.90	0.00	0.00	0.00	9,965,000.00	9,965,000.00	0.00	90,394.00	0	0.00	90,394.00	10,055,394.00	0.00	7,397,997.72	20,473,609.18	27,871,606.90
TOTAL CASH DISBURSEMENTS	113,611,226.46	108,630,832.64	0.00	79,033,542.87	301,275,601.97	678,305.10	893,112.46	0.00	121,671,378.17	123,242,795.73	3,494,186.55	1,008,046.79	0	17,095,461.28	21,597,694.62	144,840,490.35	117,783,718.11	110,531,991.89	217,800,382.32	446,116,092.32
NON-CASH DISBURSEMENTS					0.00					0.00					0.00	0.00			0.00	0.00
Tax Remittance Advices Issued (TRA)	9,171,672.24	3,526,725.58	0.00	4,753,956.73	17,452,354.55	3,884.05	120,416.00	0.00	7,297,366.76	7,421,666.81	131,286.52	0.00	0	1,050,427.84	1,181,714.36	8,603,381.17	9,306,842.81	3,647,141.58	13,101,751.33	26,055,735.72
Overpayment of Expenses	0.00	0.00	0.00	0.00	0.00	0.00	0.00	0.00	0.00	0.00	0.00	0.00	0	0.00	0.00	0.00	0.00	0.00	0.00	0.00
Liquidated damages and similar claim	0.00	568.83	0.00	0.00	568.83	0.00	0.00	0.00	405,040.06	405,040.06	0.00	0.00	0	0.00	0.00	405,040.06	0.00	568.83	405,040.06	405,608.89
Others	0.00	0.00	0.00	0.00	0.00	0.00	0.00	0.00	0.00	0.00	0.00	0.00	0	0.00	0.00	0.00	0.00	0.00	0.00	0.00
Total Non-Cash Disbursements	9,171,672.24	3,527,294.41	0.00	4,753,956.73	17,452,923.38	3,884.05	120,416.00	0.00	7,702,406.82	7,826,706.87	131,286.52	0.00	0	1,050,427.84	1,181,714.36	9,008,421.23	9,306,842.81	3,647,710.41	13,506,791.39	26,461,344.61
TOTAL	122,782,898.70	112,158,127.05	0.00	83,787,499.60	318,728,525.35	682,189.15	1,013,528.46	0.00	129,373,784.99	131,069,502.60	3,625,473.07	1,008,046.79	0	18,145,889.12	22,779,408.98	153,848,911.58	127,990,569.92	114,179,702.30	231,307,173.71	472,577,436.93

	Previous Report	This Month	As of Date		Previous Report	This Month	As of Date
Total Disbursements Authorities Received				Total Disbursement Program	2,854,143,623.85	373,386,343.22	3,227,529,967.07
NCA	2,532,512,609.00	213,955,391.00	2,746,468,000.00	Less: NTA Issued	(57,362,450.00)	(29,420,296.00)	(86,782,746.00)
NTA	63,805,300.00	47,177,446.00	110,982,746.00	Less: Actual Disbursements	(2,236,467,270.33)	(472,575,077.10)	(2,709,062,347.43)
TRA	156,577,753.06	26,055,735.72	182,633,488.78	(Over)/Under spending	560,293,903.52	(128,609,029.88)	431,684,873.64
NTA Issued	(63,805,300.00)	(47,177,446.00)	(110,982,746.00)				
Total Disbursements Authorities Available	2,690,333,212.06	238,768,276.72	2,929,101,488.78				
less: Lapsed NCA	(157,346,440.01)	(66,602,224.29)	(223,948,664.30)				
Disbursements	(2,236,467,270.33)	(472,575,077.10)	(2,709,062,347.43)				
less: Other Non-Cash Disbursements	0.00	0.00	-				
Liquidated Damages and similar claims	317,063.10	405,608.89	722,671.99				
Cancelled/State Checks	2,972,281.91	214,569.05	3,186,850.96				
Balance of Disbursements Authorities as of to date	299,788,846.73	(299,788,846.73)	(0.00)				

Certified Correct

Maria Lourdes Amira B. Soguilon
Accountant

Recommending Approval by

Ma Concepcion B. Sakai
Chief Administrative Officer

Approved by

LILIA T. HABACON
Executive Director

AUDITING UNIT
RECEIVED
By:
Date: **FEB 03 2021**
PHILIPPINE SCIENCE HIGH SCHOOL

MONTHLY REPORT OF DISBURSEMENTS
For the month of November 2020

FAR 4

Department
Agency
Operating Unit
Organization Code (UACS)
Funding Source Code (as clustered)

Department of Science and Technology
Philippine Science High School System
CONSOLIDATED
1901601000
01

PARTICULARS	CURRENT YEAR BUDGET					PRIOR YEAR'S BUDGET											GRAND TOTAL				REMARKS	
	PS 2	M 3	F 4	CO 5	TOTAL 6	PRIOR YEAR'S ACCOUNTS PAYABLE					CURRENT YEAR'S ACCOUNTS PAYABLE						TOTAL 17	PS 23	M 24	CO 26		TOTAL 27
						PS 7	M 8	F 9	CO 10	subtotal 11	PS 12	M 13	F 14	CO 15	subtotal 16							
Notice of Cash Allocation (NCA)	120,944,294.21	46,770,061.39	0.00	17,188,183.27	184,902,478.87	29,750.00	678,163.65	0.00	29,820,435.91	30,528,349.56	295,659.46	104,602.79	0	10,344.11	410,606.36	30,938,955.92	121,269,703.67	47,552,767.83	47,018,963.29	215,841,434.79		
MDS Checks Issued	13,658,911.11	17,599,370.97	0.00	4,787,235.53	36,045,517.61	0.00	114,836.37	0.00	13,760,015.87	13,874,852.24	0.00	0.00	0	0.00	0.00	13,874,852.24	13,658,911.11	17,714,207.34	18,547,251.40	49,920,369.85		
Advice to Debit Account	107,285,383.10	29,170,630.42	0.00	12,400,947.74	148,856,961.26	29,750.00	563,327.28	0.00	16,060,420.04	16,653,497.32	295,659.46	104,602.79	0	10,344.11	410,606.36	17,054,103.68	107,610,792.56	29,838,560.49	28,471,711.89	185,921,064.94		
Notice of Transfer Allocation	0.00	791,980.00	0.00	0.00	791,980.00	0.00	0.00	0.00	0.00	0.00	0.00	0.00	0	0.00	0.00	0.00	0.00	791,980.00	0.00	791,980.00		
MDS Checks Issued	0.00	0.00	0.00	0.00	0.00	0.00	0.00	0.00	0.00	0.00	0.00	0.00	0	0.00	0.00	0.00	0.00	0.00	0.00	0.00		
Advice to Debit Account	0.00	791,980.00	0.00	0.00	791,980.00	0.00	0.00	0.00	0.00	0.00	0.00	0.00	0	0.00	0.00	0.00	0.00	791,980.00	0.00	791,980.00		
TOTAL CASH DISBURSEMENTS	120,944,294.21	47,561,981.39	0.00	17,188,183.27	185,694,458.87	29,750.00	678,163.65	0.00	29,820,435.91	30,528,349.56	295,659.46	104,602.79	0	10,344.11	410,606.36	30,938,955.92	121,269,703.67	48,344,747.83	47,018,963.29	216,633,414.79		
NON-CASH DISBURSEMENTS					0.00					0.00					0.00	0.00	0.00	0.00	0.00	0.00		
Tax Remittance Advices Issued (TRA)	11,267,095.82	1,054,355.86	3,206.08	1,139,793.06	13,464,450.82	0.00	157,377.71	0.00	2,510,538.14	2,667,915.85	0.00	6,833.57	0	18,638.30	25,471.87	2,693,387.72	11,267,095.82	1,218,567.14	3,668,969.50	16,157,838.54		
Overpayment of Expenses	0.00	0.00	0.00	0.00	0.00	0.00	0.00	0.00	0.00	0.00	0.00	0.00	0	0.00	0.00	0.00	0.00	0.00	0.00	0.00		
Liquidated damages and similar claims	0.00	0.00	0.00	0.00	0.00	0.00	0.00	0.00	0.00	0.00	0.00	0.00	0	0.00	0.00	0.00	0.00	0.00	0.00	0.00		
Others	0.00	0.00	0.00	0.00	0.00	0.00	0.00	0.00	0.00	0.00	0.00	0.00	0	0.00	0.00	0.00	0.00	0.00	0.00	0.00		
Total Non-Cash Disbursements	11,267,095.82	1,054,355.86	3,206.08	1,139,793.06	13,464,450.82	0.00	157,377.71	0.00	2,510,538.14	2,667,915.85	0.00	6,833.57	0	18,638.30	25,471.87	2,693,387.72	11,267,095.82	1,218,567.14	3,668,969.50	16,157,838.54		
TOTAL	132,211,390.03	48,616,337.25	3,206.08	18,327,976.33	199,158,909.69	29,750.00	835,541.36	0.00	32,330,974.05	33,196,265.41	295,659.46	111,436.36	0	28,982.41	436,078.23	33,632,343.64	132,536,799.49	49,563,314.97	50,687,932.79	232,791,253.33		

	Previous Report	This Month	As of Date	Previous Report	This Month	As of Date
Total Disbursements Authorities Received						
NCA	2,413,948,847.00	119,582,234.00	2,533,531,081.00			
NTA	51,586,828.00	6,000,000.00	57,586,828.00			
TRA	140,390,997.64	16,184,624.25	156,575,621.89			
NTA Issued	(51,362,450.00)	(6,000,000.00)	(57,362,450.00)			
Total Disbursements Authorities Available	2,554,564,222.64	135,766,858.25	2,690,331,080.89			
less: Lapsed NCA	(157,344,713.81)	0.00	(157,344,713.81)			
Disbursements	(2,004,065,839.11)	(232,477,239.04)	(2,236,543,078.15)			
less: Other Non-Cash Disbursements	0.00	0.00	0.00			
Liquidated Damages and similar claims	317,063.10	317,063.10	317,063.10			
Cancelled/State Checks	2,835,101.91	137,180.00	2,972,281.91			
Balance of Disbursements Authorities as of to date	396,305,634.73	(96,573,200.79)	299,732,433.94			
Total Disbursement Program	2,584,484,647.26	346,517,976.59	2,931,102,623.85			
Less: NTA Issued	(51,362,450.00)	(6,000,000.00)	(57,362,450.00)			
Less: Actual Disbursements	(2,004,065,839.11)	(232,477,239.04)	(2,236,543,078.15)			
(Over)/Under spending	529,056,358.15	109,140,737.55	637,197,095.70			

Certified Correct

Maria Lourdes Amira P. Sogulion
Accountant II

Recommended Approval by

Ma. Concepcion B. Sakai
Chief Administrative Officer

Approved by

Julia T. Habacon
Executive Director



MONTHLY REPORT OF DISBURSEMENTS

FAR NO. 4


For the month of December 2020


Department : Department of Science and Technology
 Agency : Philippine Science High School System
 Operating Unit : Office of the Executive Director
 Organization Code (UACS) : 1901601000
 Funding Source Code (as clustered) : 01


PARTICULARS	CURRENT YEAR BUDGET					PRIOR YEAR'S BUDGET											SUB-TOTAL	TRUST LIABILITIES	GRAND TOTAL					REMARKS	
	PS	M	F	CO	TOTAL	PRIOR YEAR'S ACCOUNTS PAYABLE					CY'S AP					TOTAL			TOTAL	PS	M	F	CO		TOTAL
						PS	M	F	CO	subtotal	PS	M	F	CO	subtotal										
1	2	3	4	5	6	7	8	9	10	11	12	13	14	15	16	17	18	22	23	24	#	26	27	28	
CASH DISBURSEMENTS																									
Notice of Cash Allocation (NCA)																									
MDS Checks Issued	82,644.54	1,481,987.75		1,880,589.28	3,445,221.57	0.00	0.00		0.00	0.00	311,806.67				311,806.67	311,806.67	3,757,028.24		394,451.21	1,481,987.75		1,880,589.28	3,757,028.24		
Advice to Debit Account	3,111,853.46	2,369,274.28		246,241.79	5,727,369.53	4,141.16	0.00		0.00	4,141.16						4,141.16	5,731,510.69		3,115,994.62	2,369,274.28		246,241.79	5,731,510.69		
Notice of Transfer Allocations (NTA)																									
MDS Checks Issued					0.00					0.00							0.00	0.00		0.00	0.00		0.00	0.00	
Advice to Debit Account					0.00					0.00							0.00	0.00		0.00	0.00		0.00	0.00	
Working Fund for FAPs					0.00					0.00							0.00	0.00		0.00	0.00		0.00	0.00	
Cash Disbursement Ceiling (CDC)					0.00					0.00							0.00	0.00		0.00	0.00		0.00	0.00	
TOTAL CASH DISBURSEMENTS	3,194,498.00	3,851,262.03		2,126,831.07	9,172,591.10	4,141.16	0.00		0.00	4,141.16	311,806.67				311,806.67	315,947.83	9,488,538.93		3,510,445.83	3,851,262.03		2,126,831.07	9,488,538.93		
NON-CASH DISBURSEMENTS																									
Tax Remittance Advances Issued (TRA)	127,054.17	180,617.10		121,348.93	429,020.20	0.00	0.00		0.00	0.00	0.00				0.00	0.00	429,020.20		127,054.17	180,617.10		121,348.93	429,020.20		
TOTAL NON-CASH DISBURSEMENTS	127,054.17	180,617.10		121,348.93	429,020.20	0.00	0.00		0.00	0.00	0.00				0.00	0.00	429,020.20		127,054.17	180,617.10		121,348.93	429,020.20		
GRAND TOTAL	3,321,552.17	4,031,879.13		2,248,180.00	9,601,611.30	4,141.16	0.00		0.00	4,141.16	311,806.67				311,806.67	315,947.83	9,917,559.13		3,637,500.00	4,031,879.13		2,248,180.00	9,917,559.13		

SUMMARY:

	Previous Report	This Month	As of Date		Previous Report	This Month	As of Date
Total Disbursements Authorities Received				Total Disbursement Program	131,828,000.00	21,420,000.00	153,248,000.00
NCA	151,975,426.00	-	151,975,426.00	Less: NTA issued/received	(57,362,450.00)	(15,420,296.00)	(72,782,746.00)
NTA	-	19,000,000.00	19,000,000.00	Amount before Actual Disbursements	74,465,550.00	5,999,704.00	80,465,254.00
Working Fund	-	-	-	Less: Actual Disbursements	(73,472,340.33)	(9,917,559.13)	(83,389,899.46)
TRA	5,146,995.03	429,020.20	5,576,015.23	(Over)/Under spending	993,209.67	(3,917,855.13)	(2,924,645.46)
LESS: NTA Issued	(57,362,450.00)	(34,420,296.00)	(91,782,746.00)				
Total Disbursements Authorities Available	99,759,971.03	(14,991,275.80)	84,768,695.23				
less: Lapsed NCA	(1,378,679.55)	(116.22)	(1,378,795.77)				
Disbursements	(73,472,340.33)	(9,917,559.13)	(83,389,899.46)				
adjust: Adjustment (cancelled/stale checks)							
Balance of Disbursements Authorities as at date	24,908,951.15	(24,908,951.15)	0.00				

Certified Correct

 Maria Lourdes Amira P. Soguilon
 Accountant III
 Date:

Recommending Approval by:

 Ma Concepcion B. Sakai
 Chief Administrative Officer
 Date:

Approved by:

 Lilia T. Habacon
 Executive Director
 Date:

AUDITING UNIT
RECEIVED
 3y: 4,000
 Date: **JAN 14 2021**
 PHILIPPINE SCIENCE HIGH SCHOOL

MONTHLY REPORT OF DISBURSEMENTS

For the month of Nov 2020

FAR NO. 4

AUDITING UNIT
RECEIVED
 8 Nov 2020
 By: DEC 09 2020
 Date: _____
 PHILIPPINE SCIENCE HIGH SCHOOL

Department : Department of Science and Technology
 Agency : Philippine Science High School System
 Operating Unit : Office of the Executive Director
 Organization Code (UACS) : 1901601000
 Funding Source Code (as clustered) : 01

PARTICULARS	CURRENT YEAR BUDGET					PRIOR YEAR'S BUDGET											SUB-TOTAL	TRUST LIABILITIES	GRAND TOTAL					REMARKS	
	PS	M	F	CO	TOTAL	PRIOR YEAR'S ACCOUNTS PAYABLE					CY'S AP					TOTAL			TOTAL	PS	M	F	CO		TOTAL
						PS	M	F	CO	subtotal	PS	M	F	CO	subtotal										
1	2	3	4	5	6	7	8	9	10	11	12	13	14	15	16	17	18	22	23	24	#	25	27	28	
CASH DISBURSEMENTS																									
Notice of Cash Allocation (NCA)																									
MDS Checks issued	99,546.72	1,170,561.97		242,508.75	1,512,617.44	0.00	0.00		0.00	0.00						0.00	1,512,617.44		99,546.72	1,170,561.97		242,508.75	1,512,617.44		
Advice to Debit Account	3,262,248.16	917,639.58		23,471.43	4,203,359.17	0.00	0.00		1,952,343.75	1,952,343.75						1,952,343.75	6,155,702.92		3,262,248.16	917,639.58		1,975,815.18	6,155,702.92		
Notice of Transfer Allocations (NTA)																									
MDS Checks Issued					0.00					0.00						0.00	0.00	0.00		0.00	0.00		0.00	0.00	
Advice to Debit Account					0.00					0.00						0.00	0.00	0.00		0.00	0.00		0.00	0.00	
Working Fund for FAPs					0.00					0.00						0.00	0.00	0.00		0.00	0.00		0.00	0.00	
Cash Disbursement Ceiling (CDC)					0.00					0.00						0.00	0.00	0.00		0.00	0.00		0.00	0.00	
TOTAL CASH DISBURSEMENTS	3,361,794.88	2,088,201.55		265,980.18	5,715,976.61	0.00	0.00		1,952,343.75	1,952,343.75						1,952,343.75	7,668,320.36		3,361,794.88	2,088,201.55		2,218,323.93	7,668,320.36		
NON-CASH DISBURSEMENTS																									
Tax Remittance Advices Issued (TRA)	335,798.65	111,188.05		10,182.22	457,168.92	0.00	0.00		130,156.25	130,156.25						130,156.25	587,325.17		335,798.65	111,188.05		140,338.47	587,325.17		
TOTAL NON-CASH DISBURSEMENTS	335,798.65	111,188.05		10,182.22	457,168.92	0.00	0.00		130,156.25	130,156.25						130,156.25	587,325.17		335,798.65	111,188.05		140,338.47	587,325.17		
GRAND TOTAL	3,697,593.53	2,199,389.60		276,162.40	6,173,145.53	0.00	0.00		2,082,500.00	2,082,500.00						2,082,500.00	8,255,645.53		3,697,593.53	2,199,389.60		2,358,662.40	8,255,645.53		

SUMMARY:

	Previous Report	This Month	As of Date	Previous Report	This Month	As of Date
Total Disbursements Authorities Received						
NCA	151,663,619.00	311,807.00	151,975,426.00			
NTA						
Working Fund						
TRA	4,559,669.86	587,325.17	5,146,995.03			
LESS: NTA Issued	(51,362,450.00)	(6,000,000.00)	(57,362,450.00)			
Total Disbursements Authorities Available	104,860,838.86	(5,100,867.83)	99,759,971.03			
less: Lapsed NCA	(1,378,679.55)		(1,378,679.55)			
Disbursements	(65,216,694.80)	(8,255,645.53)	(73,472,340.33)			
address: Adjustment (cancelled/stale checks)						
Balance of Disbursements Authorities as of date	38,265,464.51	(13,356,513.36)	24,908,951.15			

Certified Correct

Maria Lourdes Amira B. Sogulon
 Maria Lourdes Amira B. Sogulon
 Accountant III
 Date:

Recommending Approval by:

Ma Concepcion B. Sakai
 Ma Concepcion B. Sakai
 Chief Administrative Officer
 Date:

Approved by:

Lilia T. Habacon
 Lilia T. Habacon
 Executive Director
 Date:

MONTHLY REPORT OF DISBURSEMENTS
For the month of Oct 2020

FAR NO. 4

Department : Department of Science and Technology
 Agency : Philippine Science High School System
 Operating Unit : Office of the Executive Director
 Organization Code (JAOS) : 1901601000
 Funding Source Code (as clustered) : 01

PARTICULARS	CURRENT YEAR BUDGE 1					PRIOR YEARS ACCOUNTS PAYABLE											SUB-TOTAL	TRUST LIABILITIES	GRAND TOTAL					REMARKS	
	PS	M	F	CC	TOTAL	PRIOR YEARS ACCOUNTS PAYABLE					OYS AP					TOTAL			TOTAL	PS	M	F	CC		TOTAL
						P3	M	F	CO	subtotal	PS	M	F	CO	subtotal										
2	3	4	5	3	7	8	9	10	11	12	13	14	15	16	17	18	22	23	24	25	27	28			
CASH DISBURSEMENTS																									
Notice of Cash Allocation (NCA)																									
MDS Checks Issued	36,700.00	468,867.20		149,792.23	655,359.43	0.00	0.00	34,913.74	34,913.74					0.00	34,913.74	590,273.17		36,700.00	468,867.20		149,792.23	655,359.43			
Advice to Debit Account	1,460,990.78	1,299,671.54		0.00	2,760,662.32	0.00	0.00	0.00	0.00						0.00	2,760,662.32		1,460,990.78	1,299,671.54		0.00	2,760,662.32			
Notice of Transfer Allocations (NTA)																									
MDS Checks Issued					0.00				0.00						0.00	0.00		0.00	0.00		0.00	0.00	0.00		
Advice to Debit Account					0.00				0.00						0.00	0.00		0.00	0.00		0.00	0.00	0.00		
Working Fund for SAPs					0.00				0.00						0.00	0.00		0.00	0.00		0.00	0.00	0.00		
Cash Disbursement Ceiling (CDC)					0.00				0.00						0.00	0.00		0.00	0.00		0.00	0.00	0.00		
TOTAL CASH DISBURSEMENTS	1,497,690.78	1,768,538.74		149,792.23	3,416,021.75	0.00	0.00	34,913.74	34,913.74	0.00				0.00	34,913.74	3,450,935.49		1,497,690.78	1,768,538.74		149,792.23	3,416,021.75			
NON-CASH DISBURSEMENTS																									
Tax Reliance Advice Issued (TRA)	261,109.62	88,393.71		4,268.57	353,771.90	0.00	0.00	0.00	0.00	0.00				0.00	353,771.90		261,109.62	88,393.71		4,268.57	353,771.90				
TOTAL NON-CASH DISBURSEMENTS	261,109.62	88,393.71		4,268.57	353,771.90	0.00	0.00	0.00	0.00	0.00				0.00	353,771.90		261,109.62	88,393.71		4,268.57	353,771.90				
GRAND TOTAL	1,758,800.40	1,856,932.45		154,060.80	3,769,793.65	0.00	0.00	34,913.74	34,913.74	0.00				0.00	34,913.74	3,804,707.39		1,758,800.40	1,856,932.45		154,060.80	3,769,793.65			

SUMMARY:

	Previous Report	This Month	As of Date
Total Disbursements Authorities Received			
NCA	105,173,619.00	45,490,000.00	157,663,619.00
NTA	-	-	-
Working Fund	-	-	-
TRA	4,205,897.96	353,771.90	4,559,669.86
LESS: NTA Issued	(47,586,850.00)	(3,773,800.00)	(51,360,650.00)
Total Disbursements Authorities Available	62,790,635.96	42,071,171.90	104,850,838.86
Less: Lapsed NCA	(1,378,679.55)	-	(1,378,679.55)
Disbursements	(51,411,587.41)	(3,804,707.39)	(55,216,294.80)
adjust: Adjustment (cancelled/total checks)	-	-	-
Balance of Disbursements Authorities as at date	-	38,265,464.51	38,265,464.51

	Previous Report	This Month	As of Date
Total Disbursement Program	128,837,000.00	16,453,000.00	145,290,000.00
Less: NTA issued	(31,188,850.00)	(3,773,800.00)	(34,962,650.00)
Amount before Actual Disbursements	97,648,150.00	12,679,200.00	110,327,350.00
Less: Actual Disbursements	(61,411,927.41)	(3,804,707.39)	(65,216,634.80)
(Over)/Under spending	36,236,182.59	8,874,692.61	45,110,895.20

Certified Correct:

Maria Lourdes Amira
 Maria Lourdes Amira
 Accountant
 Date: *10/3/20*

Recommending Approval by:

Ma. Concepcion B. Sakai
 Ma. Concepcion B. Sakai
 Chief Administrative Officer
 Date:

Approved by:

Lilia T. Habacon
 Lilia T. Habacon
 Executive Director
 Date:

RECEIVED
 NOV 04 2020
 PHILIPPINE SCIENCE HIGH SCHOOL