

MONTHLY REPORT OF DISBURSEMENTS  
For the month of April 2020

Department: Department of Science and Technology  
Agency: Philippine Science High School System  
Operating Unit: CONSOLIDATED  
Organization Code (UACS): 1901600000  
Funding Source Code (as clustered) : 01

PARTICULARS	CURRENT YEAR BUDGET					PRIOR YEAR'S BUDGET										GRAND TOTAL				REMARKS (Figure per MED)	
	PS	M	F	CO	TOTAL	PRIOR YEAR'S ACCOUNTS PAYABLE					CURRENT YEAR'S ACCOUNTS PAYABLE					TOTAL	PS	M	CO		TOTAL
						PS	M	F	CO	subtotal	PS	M	F	CO	subtotal						
1	2	3	4	5	6	7	8	9	10	11	12	13	14	15	16	17	23	24	26	27	28
Notice of Cash Allocation (NCA)	56,935,151.49	42,923,296.88		12,034,221.27	121,892,669.64	0.00	495,414.33		38,625,317.51	39,120,731.84	0.00	1,478.40		8,559,515.25	8,560,993.65	47,681,725.49	66,935,151.49	43,420,189.61	59,219,054.03	169,574,395.13	
MDS Checks Issued	6,590,253.04	9,879,615.02		167,504.50	16,637,372.56	0.00	394,200.83		13,382,296.01	13,776,496.84	0.00	0.00		59,520.00	59,520.00	13,836,016.64	6,590,253.04	10,273,815.65	13,809,320.51	30,473,389.20	
Advice to Debit Account	60,344,898.45	33,043,681.86		11,866,716.77	105,255,297.08	0.00	101,213.70		25,243,021.50	25,344,235.20	0.00	1,478.40		8,499,995.25	8,501,473.65	33,845,708.85	60,344,898.45	33,146,373.96	45,809,733.52	139,101,005.93	
Notice of Transfer Allocation	0.00	0.00		0.00	0.00	0.00	0.00		0.00	0.00	0.00	0.00		0.00	0.00	0.00	0.00	0.00	0.00	0.00	
MDS Checks Issued	0.00	0.00		0.00	0.00	0.00	0.00		0.00	0.00	0.00	0.00		0.00	0.00	0.00	0.00	0.00	0.00	0.00	
Advice to Debit Account	0.00	0.00		0.00	0.00	0.00	0.00		0.00	0.00	0.00	0.00		0.00	0.00	0.00	0.00	0.00	0.00	0.00	
TOTAL CASH DISBURSEMENTS	66,935,151.49	42,923,296.88		12,034,221.27	121,892,669.64	0.00	495,414.33		38,625,317.51	39,120,731.84	0.00	1,478.40		8,559,515.25	8,560,993.65	47,681,725.49	66,935,151.49	43,420,189.61	59,219,054.03	169,574,395.13	
NON-CASH DISBURSEMENTS					0.00					0.00					0.00	0.00	0.00	0.00	0.00	0.00	
Tax Remittance Advices Issued (TRA)	9,940,613.75	630,036.67		27,579.96	10,598,230.38	0.00	95,039.92		3,044,638.05	3,139,677.97	0.00	3,257.38		772,771.80	776,029.18	3,915,707.15	9,940,613.75	728,333.97	3,844,989.81	14,513,937.53	
Overpayment of Expenses	0.00	0.00		0.00	0.00	0.00	0.00		0.00	0.00	0.00	0.00		0.00	0.00	0.00	0.00	0.00	0.00	0.00	
Liquidated damages and similar claims	0.00	0.00		0.00	0.00	0.00	0.00		0.00	0.00	0.00	0.00		0.00	0.00	0.00	0.00	0.00	0.00	0.00	
Others	0.00	0.00		0.00	0.00	0.00	0.00		0.00	0.00	0.00	0.00		0.00	0.00	0.00	0.00	0.00	0.00	0.00	
Total Non-Cash Disbursements	9,940,613.75	630,036.67		27,579.96	10,598,230.38	0.00	95,039.92		3,044,638.05	3,139,677.97	0.00	3,257.38		772,771.80	776,029.18	3,915,707.15	9,940,613.75	728,333.97	3,844,989.81	14,513,937.53	
<b>TOTAL</b>	<b>76,875,765.24</b>	<b>43,553,333.55</b>		<b>12,061,801.23</b>	<b>132,490,900.02</b>	<b>0.00</b>	<b>590,454.25</b>		<b>41,669,955.56</b>	<b>42,260,409.81</b>	<b>0.00</b>	<b>4,735.78</b>		<b>9,332,287.05</b>	<b>9,337,022.83</b>	<b>51,597,432.64</b>	<b>76,875,765.24</b>	<b>44,148,523.58</b>	<b>63,064,043.84</b>	<b>184,088,332.66</b>	

	Previous Report	This Month	As of Date		Previous Report	This Month	As of Date
Total Disbursements Authorities Received				Total Disbursement Program	809,768,749.00	294,636,833.00	904,403,582.00
NCA	432,012,620.00	422,751,000.00	854,763,620.00	Less: NTA Issued	(10,970,650.00)	0.00	(10,970,650.00)
NTA	9,468,650.00	0.00	9,468,650.00	Less: Actual Disbursements	(607,939,701.23)	(179,274,224.02)	(687,213,925.25)
TRA	33,541,673.88	14,085,205.72	47,626,879.60	(Over)/Under spending	90,866,397.77	115,362,608.98	206,219,006.75
CDC	0.00	0.00	-				
NCAA	0.00	0.00	-				
Others	0.00	0.00	-				
NTA Issued	(10,970,650.00)	0.00	(10,970,650.00)				
Total Disbursements Authorities Available	464,052,293.88	436,836,205.72	900,888,499.60				
less: Lapsed NCA	(1,483,389.27)	(9,103.40)	(1,492,492.67)				
Disbursements	(462,887,243.14)	(179,274,224.02)	(642,161,467.16)				
less: Other Non-Cash Disbursements	0.00	0.00	-				
Overpayment of expenses	0.00	0.00	-				
Liquidated Damages and similar claims	(9,065.63)	0.00	(9,065.63)				
Cancelled/Stale Checks	327,404.16	512,398.11	839,802.27				
Balance of Disbursements Authorities as of date	0.00	258,065,276.41	258,065,276.41				

Certified Correct

Recommending Approval by:

Approved by:

  
Maria Lourdes Amira P. Soguilon  
Accountant II

  
Ma. Concepcion B. Sakai  
Chief Administrative Officer


  
LILIA T. HABACON  
Executive Director


MONTHLY REPORT OF DISBURSEMENTS  
For the month of May 2020

Department : Department of Science and Technology  
Agency : Philippine Science High School System  
Operational Unit : CONSOLIDATED  
Organization Code (UACS) : 190160000  
Funding Source Code (as clustered) : 01

PARTICULARS	CURRENT YEAR BUDGET					PRIOR YEAR'S BUDGET										SUB-TOTAL	TRUST LIABILITIES				GRAND TOTAL					REMARKS (Budgetary Info)	
	PS	M	F	CO	TOTAL	PRIOR YEAR'S ACCOUNTS PAYABLE					CURRENT YEAR'S ACCOUNTS PAYABLE						TOTAL	PS	M	CO	OTA	PS	M	F	CO		TOTAL
						PS	M	F	CO	subtotal	PS	M	F	CO	subtotal												
1	2	3	4	5	6	7	8	9	10	11	12	13	14	15	16	17	18	19	20	21	22	23	24	25	26	27	28
Notice of Cash Allocation (NCA)	115,852,814.82	29,898,330.45		12,675,999.45	158,427,144.72	600.00	1,709,127.33		27,090,465.00	28,800,192.33	0	2,024,404.54		11,146,336.10	13,170,740.64	41,970,932.97	200,398,677.69	0	0	0	0	115,852,814.82	33,631,862.32		50,912,800.55	200,398,077.69	
MDS Checks Issued	8,828,334.33	10,979,081.05		3,032,568.36	32,839,983.74	0.00	1,978,895.08		15,010,412.79	16,098,307.87	0	10,298.93		3,701,869.37	3,712,168.30	19,801,476.17	52,641,459.91	0	0	0	0	18,826,334.33	12,068,275.06		21,744,850.52	52,641,459.91	
Advice to Debit Account	97,024,480.49	18,919,249.40		9,643,431.99	125,587,160.98	600.00	630,232.25		12,080,052.21	12,710,984.46	0	2,014,105.61		7,444,466.73	9,458,572.34	22,169,456.80	147,756,617.78	0	0	0	0	97,024,080.49	21,563,587.26		29,167,950.03	147,756,617.78	
Notice of Transfer Allocation	0.00	0.00		0.00	0.00	0.00	0.00		0.00	0.00	0	0.00		0.00	0.00	0.00	0.00	0	0	0	0	0.00	0.00		0.00	0.00	
MDS Checks Issued	0.00	0.00		0.00	0.00	0.00	0.00		0.00	0.00	0	0.00		0.00	0.00	0.00	0.00	0	0	0	0	0.00	0.00		0.00	0.00	
Advice to Debit Account	0.00	0.00		0.00	0.00	0.00	0.00		0.00	0.00	0	0.00		0.00	0.00	0.00	0.00	0	0	0	0	0.00	0.00		0.00	0.00	
TOTAL CASH DISBURSEMENTS	115,852,814.82	29,898,330.45		12,675,999.45	158,427,144.72	600.00	1,739,127.33		27,090,465.00	28,800,192.33	0	2,024,404.54		11,146,336.10	13,170,740.64	41,970,932.97	200,398,677.69	0	0	0	0	115,852,814.82	33,631,862.32		50,912,800.55	200,398,077.69	
NON-CASH DISBURSEMENTS					0.00					0.00					0.00	0.00	0.00					0.00	0.00		0.00	0.00	
Tax Remittance Advices Issued (TRA)	8,510,961.08	452,178.33		643,996.40	9,607,135.81	0.00	84,121.77		2,178,212.25	2,242,334.02	0	85,527.42		858,280.63	943,808.05	3,186,142.07	12,793,277.88	0	0	0	0	8,510,961.08	601,827.52		3,680,489.28	12,793,277.88	
Overpayment of Expenses	0.00	0.00		0.00	0.00	0.00	0.00		0.00	0.00	0	0.00		0.00	0.00	0.00	0.00	0	0	0	0	0.00	0.00		0.00	0.00	
Liquidated damages and similar claims	0.00	0.00		0.00	0.00	0.00	0.00		0.00	0.00	0	0.00		0.00	0.00	0.00	0.00	0	0	0	0	0.00	0.00		0.00	0.00	
Others	0.00	0.00		0.00	0.00	0.00	0.00		0.00	0.00	0	0.00		0.00	0.00	0.00	0.00	0	0	0	0	0.00	0.00		0.00	0.00	
Total Non-Cash Disbursements	8,510,961.08	452,178.33		643,996.40	9,607,135.81	0.00	84,121.77		2,178,212.25	2,242,334.02	0	85,527.42		858,280.63	943,808.05	3,186,142.07	12,793,277.88	0	0	0	0	8,510,961.08	601,827.52		3,680,489.28	12,793,277.88	
<b>TOTAL</b>	<b>124,363,775.90</b>	<b>30,350,508.78</b>		<b>13,319,995.85</b>	<b>168,034,280.53</b>	<b>600.00</b>	<b>1,773,249.10</b>		<b>29,268,677.25</b>	<b>31,042,526.35</b>	<b>0</b>	<b>2,109,931.96</b>		<b>12,004,616.73</b>	<b>14,114,548.69</b>	<b>45,157,075.04</b>	<b>213,191,355.57</b>	<b>0</b>	<b>0</b>	<b>0</b>	<b>0</b>	<b>124,363,375.90</b>	<b>34,233,689.84</b>		<b>54,593,289.83</b>	<b>213,191,355.57</b>	

	Previous Report	This Month	As of Date		Previous Report	This Month	As of Date
Total Disbursements Authorities Received				Total Disbursement: Program	935,922,582.00	370,424,836.77	1,306,347,418.77
NCA	891,177,620.00	174,363,361.00	1,065,240,981.00	Less: NTA Issued	(10,970,650.00)	0.00	(10,970,650.00)
NTA	9,468,650.00	0.00	9,468,650.00	Less: Actual Disbursements	(654,950,340.06)	(212,865,480.07)	(867,815,820.13)
TRA	48,730,182.90	12,793,277.88	61,523,460.78	(Over)/Under spending	270,001,591.94	157,559,356.70	427,560,948.64
CDC	0.00	0.00	-				
NCAA	0.00	0.00	-				
Others	0.00	0.00	-				
NTA Issued	(10,970,650.00)	0.00	(10,970,650.00)				
Total Disbursements Authorities Available	338,405,802.90	186,856,638.88	1,125,262,441.78				
Less: Lapsed NCA Disbursements	(56,726.63)	(9,273.47)	(66,002.07)				
Less: Other Non-Cash Disbursements	0.00	0.00	-				
Overpayment of expenses	0.00	0.00	-				
Liquidated Damages and similar claims	(9,065.63)	0.00	(9,065.63)				
Cancelled/State Checks	839,602.27	1,310,364.86	2,150,167.13				
	0.00	0.00	-				
	0.00	0.00	-				
Balance of Disbursements Authorities as of to date	<u>284,229,470.88</u>	<u>(24,707,749.80)</u>	<u>259,521,721.08</u>				

Certified Correct:  
  
Maria Lourdes Amira P. Solucion  
Accountant II

Recommended Approval by:  
  
Ma. Concepcion B. Sakai  
Chief Administrative Officer

Approved by:  
  
LILIA T. HABACON  
Executive Director

By: Victoria Sodal 1:32pm  
 Date: June 30, 2020  
 PHILIPPINE SCIENCE HIGH SCHOOL

MONTHLY REPORT OF DISBURSEMENTS  
 For the month of June 2020

FAR NO. 4

Department : Department of Science and Technology  
 Agency : Philippine Science High School System  
 Operating Unit : CONSOLIDATED  
 Organization Code (UACS) : 1901600000  
 Funding Source Code (as clustered) : 01

PARTICULARS	CURRENT YEAR BUDGET					PRIOR YEAR'S BUDGET											SUB-TOTAL	TRUST LIABILITIES				GRAND TOTAL				
	PS	M	F	CO	TOTAL	PRIOR YEAR'S ACCOUNTS PAYABLE					CURRENT YEAR'S ACCOUNTS PAYABLE							PS	M	CO	TOTAL	PS	M	F	CO	TOTAL
						PS	M	F	CO	subtotal	PS	M	F	CO	subtotal	TOTAL										
1	2	3	4	5	6	7	8	9	10	11	12	13	14	15	16	17	18	19	20	21	22	23	24	25	26	27
Notice of Cash Allocation (NCA)	59,021,587.62	31,305,874.52		31,562,475.25	121,889,937.39	0.00	3,022,956.06		89,606,247.40	92,629,203.46	0.00	716,503.78		3,448,477.32	4,164,981.10	96,794,184.56	218,684,121.95					59,021,587.62	35,045,334.36		124,617,199.97	218,684,121.95
MDS Checks Issued	9,503,421.99	12,289,930.23		19,938,540.03	41,731,892.25	99,900.00	994,141.19		59,152,144.98	60,246,186.17	0.00	96,479.34		845,624.46	942,103.80	61,188,289.97	102,920,182.22					9,603,321.99	13,380,550.76		79,936,309.47	102,920,182.22
Advice to Debit Account	49,518,165.63	19,015,944.29		11,623,935.22	80,158,045.14	99,900.00	2,028,814.87		30,454,102.42	32,383,017.29	0.00	620,024.44		2,602,852.86	3,222,877.30	35,605,894.59	115,763,939.73					49,418,265.63	21,664,783.60		44,680,890.50	115,763,939.73
Notice of Transfer Allocation	0.00	0.00		0.00	0.00	0.00	0.00		16,400,000.00	16,400,000.00	0.00	0.00		0.00	0.00	16,400,000.00	16,400,000.00					0.00	0.00		16,400,000.00	16,400,000.00
MDS Checks Issued	0.00	0.00		0.00	0.00	0.00	0.00		5,256,511.47	5,256,511.47	0.00	0.00		0.00	0.00	5,256,511.47	5,256,511.47					0.00	0.00		5,256,511.47	5,256,511.47
Advice to Debit Account	0.00	0.00		0.00	0.00	0.00	0.00		11,143,488.53	11,143,488.53	0.00	0.00		0.00	0.00	11,143,488.53	11,143,488.53					0.00	0.00		11,143,488.53	11,143,488.53
TOTAL CASH DISBURSEMENTS	59,021,587.62	31,305,874.52		31,562,475.25	121,889,937.39	0.00	3,022,956.06		106,006,247.40	109,029,203.46	0.00	716,503.78		3,448,477.32	4,164,981.10	113,194,184.56	235,084,121.95					59,021,587.62	35,045,334.36		141,017,199.97	235,084,121.95
NON-CASH DISBURSEMENTS					0.00					0.00					0.00	0.00	0.00					0.00	0.00		0.00	0.00
Tax Remittance Advices Issued (TRA)	9,605,486.66	881,261.50		1,098,510.47	11,585,258.63	0.00	147,916.68		7,284,914.24	7,432,830.92	0.00	37,651.58		195,454.38	233,105.96	7,665,936.88	19,251,195.51					9,605,486.66	1,066,829.76		8,578,879.09	19,251,195.51
Overpayment of Expenses	0.00	0.00		0.00	0.00	0.00	0.00		0.00	0.00	0.00	0.00		0.00	0.00	0.00	0.00					0.00	0.00		0.00	0.00
Liquidated damages and similar claims	0.00	0.00		0.00	0.00	0.00	0.00		0.00	0.00	0.00	0.00		0.00	0.00	0.00	0.00					0.00	0.00		0.00	0.00
Others	0.00	0.00		0.00	0.00	0.00	0.00		0.00	0.00	0.00	0.00		0.00	0.00	0.00	0.00					0.00	0.00		0.00	0.00
Total Non-Cash Disbursements	9,605,486.66	881,261.50		1,098,510.47	11,585,258.63	0.00	147,916.68		7,284,914.24	7,432,830.92	0.00	37,651.58		195,454.38	233,105.96	7,665,936.88	19,251,195.51					9,605,486.66	1,066,829.76		8,578,879.09	19,251,195.51
TOTAL	68,627,074.28	32,187,136.02		32,660,985.72	133,475,196.02	0.00	3,170,872.74		113,291,161.64	116,462,034.38	0.00	754,155.36		3,643,931.70	4,398,087.06	120,860,121.44	254,335,317.46					68,627,074.28	36,112,164.12		149,596,079.06	254,335,317.46

	Previous Report	This Month	As of Date		Previous Report	This Month	As of Date
Total Disbursements Authorities Received				Total Disbursement Program	1,121,783,530.63	217,161,835.00	1,338,945,365.63
NCA	1,064,563,981.00	64,978,000.00	1,129,541,981.00	Less: NTA Issued	(10,970,650.00)	0.00	(10,970,650.00)
NCA	9,468,650.00	16,400,000.00	25,868,650.00	Less: Actual Disbursements	(858,303,528.56)	(262,853,648.31)	(1,121,157,176.87)
TRA	60,149,679.35	19,809,284.32	79,958,963.67	(Over)/Under spending	252,509,352.07	(45,691,813.31)	206,817,538.76
CDC	0.00	0.00	-				
NCAA	0.00	0.00	-				
Others	0.00	0.00	-				
NTA Issued	(10,970,650.00)	(16,400,000.00)	(27,370,650.00)				
Total Disbursements Authorities Available	1,123,211,660.35	84,787,284.32	1,207,998,944.67				
less: Lapsed NCA	(64,893.81)	(89,718,856.52)	(89,783,750.33)				
Disbursements	(858,303,528.56)	(262,853,648.31)	(1,121,157,176.87)				
less: Other Non-Cash Disbursements	0.00	0.00	-				
Overpayment of expenses	0.00	0.00	-				
Liquidated Damages and similar claims	(9,065.63)	(190,847.55)	(199,913.18)				
Cancelled/Slale Checks	2,150,167.13	991,728.58	3,141,895.71				
	0.00	0.00	-				
	0.00	0.00	-				
Balance of Disbursements Authorities as of to date	266,984,339.48	(266,984,339.48)	0.00				

Certified Correct:  
  
 Maria Lourdes Amira P. Sagulon  
 Accountant III

Recommending Approval by:  
  
 Ma. Concepcion B. Sakai  
 Chief Administrative Officer

Approved by:  
  
 LILIA T. HABACON  
 Executive Director

MONTHLY REPORT OF DISBURSEMENTS  
For the month of APRIL 2020

Department: Department of Science and Technology  
Agency: Philippine Science High School System  
Operating Unit: Office of the Executive Director  
Organization Code (UACS): 1901601000  
Funding Source Code (as clustered): 01


PARTICULARS	CURRENT YEAR BUDGET					PRIOR YEAR'S BUDGET											SUB-TOTAL	TRUST LIABILITIES	GRAND TOTAL					REMARKS		
						PRIOR YEAR'S ACCOUNTS PAYABLE					OYS AP								TOTAL	TOTAL						
	PS	M	F	OO	TOTAL	FS	M	F	OO	subtotal	PS	M	F	OO	subtotal	TOTAL					PS	M	F		OO	TOTAL
2	3	4	5	6	7	8	9	10	11	12	13	14	15	16	17	18	22	23	24	25	26	27	28			
<b>CASH DISBURSEMENTS</b>																										
Notice of Cash Allocation (NCA)																										
MDS Checks Issued	42,085.73	29,536.00		0.00	71,621.73	0.00	0.00		0.00	0.00					0.00	71,621.73	42,085.73	29,536.00		0.00			71,621.73			
Advice to Debit Account	254,233.78	836,487.73		0.00	1,090,721.51	0.00	0.00		1,673,437.50	1,673,437.50					1,673,437.50	2,764,159.01	254,233.78	836,487.73		0.00			1,673,437.50	2,764,159.01		
Notice of Transfer Allocations (NTA)																										
MDS Checks Issued					0.00					0.00					0.00	0.00	0.00	0.00		0.00			0.00	0.00		
Advice to Debit Account					0.00					0.00					0.00	0.00	0.00	0.00		0.00			0.00	0.00		
Working Fund for FAPs					0.00					0.00					0.00	0.00	0.00	0.00		0.00			0.00	0.00		
Cash Disbursement Calling (CDC)					0.00					0.00					0.00	0.00	0.00	0.00		0.00			0.00	0.00		
<b>TOTAL CASH DISBURSEMENTS</b>	<b>296,318.91</b>	<b>866,023.73</b>		<b>0.00</b>	<b>1,162,342.64</b>	<b>0.00</b>	<b>0.00</b>		<b>1,673,437.50</b>	<b>1,673,437.50</b>					<b>0.00</b>	<b>1,673,437.50</b>	<b>2,835,750.14</b>	<b>296,318.91</b>	<b>866,023.73</b>		<b>0.00</b>		<b>1,673,437.50</b>	<b>2,835,780.14</b>		
<b>NON-CASH DISBURSEMENTS</b>																										
Tax Remittance Advances Issued (TRA)	166,531.67	37,443.25		0.00	203,974.92	0.00	0.00		111,562.50	111,562.50	0.00	0.00	0.00	0.00	111,562.50	315,537.42	166,531.67	37,443.25		0.00			111,562.50	315,537.42		
<b>TOTAL NON-CASH DISBURSEMENTS</b>	<b>166,531.67</b>	<b>37,443.25</b>		<b>0.00</b>	<b>203,974.92</b>	<b>0.00</b>	<b>0.00</b>		<b>111,562.50</b>	<b>111,562.50</b>	<b>0.00</b>	<b>0.00</b>	<b>0.00</b>	<b>0.00</b>	<b>111,562.50</b>	<b>315,537.42</b>	<b>166,531.67</b>	<b>37,443.25</b>		<b>0.00</b>			<b>111,562.50</b>	<b>315,537.42</b>		
<b>GRAND TOTAL</b>	<b>462,850.58</b>	<b>903,466.98</b>		<b>0.00</b>	<b>1,366,317.56</b>	<b>0.00</b>	<b>0.00</b>		<b>1,785,000.00</b>	<b>1,785,000.00</b>	<b>0.00</b>	<b>0.00</b>	<b>0.00</b>	<b>0.00</b>	<b>1,785,000.00</b>	<b>3,151,317.56</b>	<b>462,850.58</b>	<b>903,466.98</b>		<b>0.00</b>			<b>1,785,000.00</b>	<b>3,151,317.56</b>		

SUMMARY:


	Previous Report	This Month	As of Date	Previous Report	This Month	As of Date
Total Disbursements Authorities Received						
NCA	29,835,000.00	11,639,000.00	41,475,000.00	Total Disbursement Program	31,607,000.00	44,964,000.00 ***
NTA				Less: NTA Issued	(10,970,650.00)	(10,970,650.00)
Working Fund				Amount before Actual Disbursements	20,636,350.00	33,993,350.00
TRA	1,204,908.18	315,537.42	1,520,445.60	Less: Actual Disbursements	(20,061,342.80)	(23,212,660.36)
LESS: NTA Issued	(10,970,650.00)	-	(10,970,650.00)	(Over)/Under spending	575,007.20	10,780,689.64
Total Disbursements Authorities Available	20,070,258.18	1,954,537.42	32,024,795.60			
less: Lapsed NCA Disbursements	(8,915.38)	-	(8,915.38)			
Balance of Disbursements Authorities as at date		<b>8,803,219.86</b>	<b>8,803,219.86</b>			

\*\*\* based on revised MDP


Certified Correct

  
Maria Lourdes Amira P. Sogolon  
Accountant III  
Date:

Recommending Approval by

  
Ma. Concepcion B. Sakai  
Chief Administrative Officer  
Date:

Approved by

  
Ma. T. Habac  
Executive Director  
Date:

MONTHLY REPORT OF DISBURSEMENTS  
For the month of May 2020

Department: Department of Science and Technology  
Agency: Philippine Science High School System  
Operating Unit: Office of the Executive Director  
Organization Code (UACS): 1901601000  
Funding Source Code (as clustered): 01

PARTICULARS	CURRENT YEAR BUDGET					PRIOR YEARS BUDGET											S.B. TOTAL	TRUST LIABILITIES	GRAND TOTAL					REMARKS	
	PS	M	F	CO	TOTAL	PRIOR YEARS ACCOUNTS PAYABLE					CYS AP					TOTAL			TOTAL	PS	M	F	CO		TOTAL
						PS	M	F	CO	subtotal	PS	M	F	CO	subtotal										
1	2	3	4	5	6	7	8	9	10	11	12	13	14	15	16	17	18	22	23	24	25	26	27	28	
<b>CASH DISBURSEMENTS</b>																									
Notice of Cash Allocation (NCA)																									
MIS Checks Issued	587,617.05	1,920,885.62		75,714.28	2,584,216.95	0.00	0.00		0.00	0.00						0.00	2,584,216.95		587,617.05	1,920,885.62		75,714.28	2,584,216.95		
Advice to Debit Account	2,115,884.45	1,144,749.14		0.00	3,260,633.59	0.00	0.00		289,189.50	289,189.50						289,189.50	3,549,823.09		2,115,884.45	1,144,749.14		289,189.50	3,549,823.09		
Notice of Transfer Allocations (NTA)																									
MIS Checks Issued					0.00					0.00						0.00	0.00		0.00	0.00		0.00	0.00	0.00	
Advice to Debit Account					0.00					0.00						0.00	0.00		0.00	0.00		0.00	0.00	0.00	
Working Fund for FAPs					0.00					0.00						0.00	0.00		0.00	0.00		0.00	0.00	0.00	
Cash Disbursement Ceiling (CDC)					0.00					0.00						0.00	0.00		0.00	0.00		0.00	0.00	0.00	
<b>TOTAL CASH DISBURSEMENTS</b>	<b>2,703,501.51</b>	<b>3,065,634.76</b>		<b>75,714.28</b>	<b>5,844,850.55</b>	<b>0.00</b>	<b>0.00</b>		<b>289,189.50</b>	<b>289,189.50</b>					<b>0.00</b>	<b>289,189.50</b>	<b>6,134,040.05</b>		<b>2,703,501.51</b>	<b>3,065,634.76</b>		<b>384,903.78</b>	<b>6,134,040.05</b>		
<b>NON-CASH DISBURSEMENTS</b>																									
Tax Remittance Advice Issued (TRA)	450,875.56	53,889.48		4,285.72	509,050.76	0.00	0.00		15,220.50	15,220.50	0.00	0.00	0.00		0.00	15,220.50	524,271.26		450,875.56	53,889.48		4,285.72	524,271.26		
<b>TOTAL NON-CASH DISBURSEMENTS</b>	<b>450,875.56</b>	<b>53,889.48</b>		<b>4,285.72</b>	<b>509,050.76</b>	<b>0.00</b>	<b>0.00</b>		<b>15,220.50</b>	<b>15,220.50</b>	<b>0.00</b>	<b>0.00</b>	<b>0.00</b>		<b>0.00</b>	<b>15,220.50</b>	<b>524,271.26</b>		<b>450,875.56</b>	<b>53,889.48</b>		<b>4,285.72</b>	<b>524,271.26</b>		
<b>GRAND TOTAL</b>	<b>3,154,377.07</b>	<b>3,119,524.24</b>		<b>80,000.00</b>	<b>6,353,901.31</b>	<b>0.00</b>	<b>0.00</b>		<b>304,410.00</b>	<b>304,410.00</b>	<b>0.00</b>	<b>0.00</b>	<b>0.00</b>		<b>0.00</b>	<b>304,410.00</b>	<b>6,658,311.31</b>		<b>3,154,377.07</b>	<b>3,119,524.24</b>		<b>384,410.00</b>	<b>6,658,311.31</b>		

SUMMARY:

	Previous Report	This Month	As of Date	Previous Report	This Month	As of Date
Total Disbursements Authorities Received						
NCA	66,343,000.00	-	66,343,000.00	Total Disbursement Program	44,964,000.00	17,759,000.00
NTA	-	-	-	Less: NTA issued	(10,970,650.00)	(10,970,650.00)
Working Fund	-	-	-	Amount below Actual Disbursements	33,993,350.00	17,759,000.00
TRA	1,520,445.60	524,271.26	2,044,716.86	Less: Actual Disbursements	(23,212,680.36)	(6,658,311.31)
LESS: NTA issued	(10,970,650.00)	-	(10,970,650.00)	(Over)/Under spending	10,780,689.64	11,100,688.69
Total Disbursements Authorities Available	56,892,795.60	524,271.26	57,417,066.86			
less: Lapsed NCA Disbursements	(8,915.38)	-	(8,915.38)			
Adjustment (cancelled/duplicate checks)	(23,212,650.36)	(6,658,311.31)	(29,870,971.67)			
Balance of Disbursements Authorities as at date	<b>33,671,219.86</b>	<b>(6,134,040.05)</b>	<b>27,537,179.81</b>			

Certified Correct:

*Maria Lourdes Arana P. Cogulion*  
Maria Lourdes Arana P. Cogulion  
Accountant in Charge  
Date

Recommending Approval by:

*Ma. Concepcion B. Sakai*  
Ma. Concepcion B. Sakai  
Chief Administrative Officer  
Date

Approved by:

*Lilia T. Habacon*  
Lilia T. Habacon  
Executive Director  
Date

MONTHLY REPORT OF DISBURSEMENTS  
For the month of June 2020

Department : Department of Science and Technology  
Agency : Philippine Science High School System  
Operating Unit : Office of the Executive Director  
Organization Code (UACS) : 1901601000  
Funding Source Code (as clustered) : 01

PARTICULARS	CURRENT YEAR BUDGET					PRIOR YEAR'S BUDGET										SUB TOTAL	TRUST LIABILITIES	GRAND TOTAL					SUMMARY				
	PS	M	F	OO	TOTAL	PRIOR YEAR'S ACCOUNTS PAYABLE					CYS AP							TOTAL	TOTAL	PS	M	F		OO	TOTAL		
						PS	M	F	OO	subtotal	PS	M	F	OO	subtotal												
1	2	3	4	5	6	7	8	9	10	11	12	13	14	15	16	17	18	19	20	21	22	23	24	25	26	27	28
<b>CASH DISBURSEMENTS</b>																											
Notice of Cash Allocation (NCA)																											
MDS Checks Issued	574,205.07	973,807.04		1,139,204.87	2,687,216.98	0.00	0.00		248,352.00	248,352.00						248,352.00	2,935,568.98					574,205.07	973,807.04		1,387,556.87	2,935,568.98	
Advice to Debit Account	1,333,240.57	2,610,901.04		6.00	3,944,141.61	0.00	139,687.50		4,074,703.93	4,214,391.43						4,214,391.43	8,158,533.04					1,333,240.57	2,750,588.54		4,074,703.93	8,158,533.04	
Notice of Transfer Allocation (NTA)																											
MDS Checks Issued					0.00					0.00						0.00	0.00					0.00	0.00		0.00	0.00	
Advice to Debit Account					0.00					0.00						0.00	0.00					0.00	0.00		0.00	0.00	
Working Fund for FAPs					0.00					0.00						0.00	0.00					0.00	0.00		0.00	0.00	
Cash Disbursement Ceiling (CDC)					0.00					0.00						0.00	0.00					0.00	0.00		0.00	0.00	
<b>TOTAL CASH DISBURSEMENTS</b>	<b>1,907,445.64</b>	<b>3,584,708.08</b>		<b>1,139,204.87</b>	<b>6,631,358.59</b>	<b>0.00</b>	<b>139,687.50</b>		<b>4,323,055.93</b>	<b>4,462,743.43</b>					<b>0.00</b>	<b>4,462,743.43</b>	<b>11,094,102.02</b>					<b>1,907,445.64</b>	<b>3,724,385.58</b>		<b>5,462,250.80</b>	<b>11,094,102.02</b>	
<b>NON-CASH DISBURSEMENTS</b>																											
Tax Remittance Advice Issued (TRA)	217,397.35	215,110.67		31,003.93	463,511.95	0.00	9,312.50		269,936.07	279,248.57	0.00	0.00	0.00	0.00	279,248.57	742,760.52					217,397.35	224,423.17		300,940.00	742,760.52		
<b>TOTAL NON-CASH DISBURSEMENTS</b>	<b>217,397.35</b>	<b>215,110.67</b>		<b>31,003.93</b>	<b>463,511.95</b>	<b>0.00</b>	<b>9,312.50</b>		<b>269,936.07</b>	<b>279,248.57</b>	<b>0.00</b>	<b>0.00</b>	<b>0.00</b>	<b>0.00</b>	<b>279,248.57</b>	<b>742,760.52</b>					<b>217,397.35</b>	<b>224,423.17</b>		<b>300,940.00</b>	<b>742,760.52</b>		
<b>GRAND TOTAL</b>	<b>2,124,842.99</b>	<b>3,799,818.75</b>		<b>1,170,208.80</b>	<b>7,094,870.54</b>	<b>0.00</b>	<b>149,000.00</b>		<b>4,592,992.00</b>	<b>4,741,992.00</b>	<b>0.00</b>	<b>0.00</b>	<b>0.00</b>	<b>0.00</b>	<b>4,741,992.00</b>	<b>11,836,862.54</b>					<b>2,124,842.99</b>	<b>3,948,818.75</b>		<b>5,763,200.80</b>	<b>11,836,862.54</b>		

SUMMARY:

	Previous Report	This Month	As of Date	Previous Report	This Month	As of Date
Total Disbursements Authorities Received						
NCA	66,343,000.00	-	66,343,000.00	Total Disbursement Program	62,723,000.00	12,013,000.00
NTA	-	-	-	Less: NTA issued	(10,970,650.00)	(10,970,650.00)
Working Fund	-	-	-	Amount before Actual Disbursements	51,752,350.00	12,013,000.00
TRA	2,044,716.86	742,760.52	2,787,477.38	Less: Actual Disbursements	(29,870,971.67)	(11,836,862.54)
LESS: NTA Issued	(10,970,650.00)	(16,400,000.00)	(27,370,650.00)	(Over)/Under spending	21,881,378.33	176,137.46
Total Disbursements Authorities Available	57,417,066.86	(15,657,239.48)	41,759,827.38			
less: Lapsed NCA Disbursements	(8,915.38)	(43,077.79)	(51,993.17)			
address: Adjustment (cancelled/sale checks)	(29,870,971.67)	(11,836,862.54)	(41,707,834.21)			
Balance of Disbursements Authorities as at date	<b>27,537,179.81</b>	<b>(27,537,179.81)</b>	<b>0.00</b>			

Certified Correct:

*Maria Lourdes Amira M. Sogulon*  
Maria Lourdes Amira M. Sogulon  
Accountant III  
Date:

Recommending Approval by:

*Ma. Concepcion B. Sakai*  
Ma. Concepcion B. Sakai  
Chief Administrative Officer  
Date:

Approved by:

*Lilia T. Habacon*  
Lilia T. Habacon  
Executive Director  
Date: