


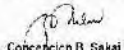
MONTHLY REPORT OF DISBURSEMENTS  
For the month of June 2021

Department: Department of Science and Technology  
Agency: Philippine Science High School System  
Operating Unit: CONSOLIDA\_ED  
Organization Code (UACS): 190100100  
Funding Source Code (as clustered): 01

PARTICULARS	CURRENT YEAR BUDGET					PRIOR YEARS ACCOUNTS PAYABLE					CURRENT YEAR'S ACCOUNTS PAYABLE					SUB TOTAL	TRUST LIABILITIES				SKAND TOTAL					
	PS	M	F	CC	TOTAL	PS	M	F	CC	subtotal	PS	M	F	CC	subtotal		TOTAL	PS	M	CC	TOTAL	PS	M	F	CC	TOTAL
1	2	3	4	5	6	7	8	9	10	11	12	13	14	15	16	17	18	19	20	21	22	23	24	25	26	27
Notice of Cash Allocation (NCA)	58,627,079.59	40,534,752.19	0.00	27,755,404.59	126,917,236.37	0.00	5,002,557.55	0.00	176,434,036.87	122,497,354.26	0.00	1,744,927.53	0	1,315,750.32	3,263,546.86	125,557,061.02	282,368,277.89	0.00	0.00	0.00	0.00	58,627,079.59	40,534,752.19	0.00	145,325,991.03	252,468,277.89
MDS Checks Issued	17,334,035.92	17,654,124.03	0.00	16,697,185.79	51,725,332.19	0.00	1,350,177.64	0.00	35,395,773.02	39,456,950.66	0.00	239,744.40	0.00	1,242,433.87	1,749,178.35	41,205,629.01	82,937,851.20	0.00	0.00	0.00	0.00	17,334,035.92	17,654,124.03	0.00	58,325,386.08	92,937,851.20
Advice to Debit Account	71,293,042.67	22,940,648.11	0.00	11,058,218.73	105,291,909.48	0.00	4,371,879.51	0.00	75,055,003.79	83,131,043.70	0.00	1,208,182.85	0	736,285.46	1,314,458.31	84,145,612.01	189,637,416.43	0.00	0.00	0.00	0.00	71,293,042.67	22,940,648.11	0.00	69,223,564.95	189,637,416.43
Notice of Transfer Allocation	0.00	148,000.00	0.00	0.00	148,000.00	0.00	0.00	0.00	0.00	0.00	0.00	0.00	0	0.00	0.00	148,000.00	148,000.00	0.00	0.00	0.00	0.00	0.00	148,000.00	0.00	0.00	148,000.00
MDS Checks Issued	0.00	0.00	0.00	0.00	0.00	0.00	0.00	0.00	0.00	0.00	0.00	0.00	0	0.00	0.00	0.00	0.00	0.00	0.00	0.00	0.00	0.00	0.00	0.00	0.00	0.00
Advice to Debit Account	0.00	148,000.00	0.00	0.00	148,000.00	0.00	0.00	0.00	0.00	0.00	0.00	0.00	0	0.00	0.00	0.00	148,000.00	0.00	0.00	0.00	0.00	0.00	148,000.00	0.00	0.00	148,000.00
TOTAL CASH DISBURSEMENTS	86,627,079.59	40,752,752.19	0.00	27,755,404.59	157,135,296.87	0.00	6,322,557.55	0.00	115,454,836.61	122,487,394.36	0.00	1,744,927.33	0	1,318,719.33	3,063,876.65	125,557,061.02	282,735,277.65	0.00	0.00	0.00	0.00	86,627,079.59	40,752,752.19	0.00	145,678,961.03	282,718,277.65
NON-CASH DISBURSEMENTS					0.00					0.00						0.00	0.00	0.00	0.00	0.00	0.00	0.00	0.00	0.00	0.00	0.00
Tax Remittance Advances Issued (TRA)	11,583,084.04	1,524,529.54	0.00	2,055,931.50	15,163,545.17	0.00	453,180.52	0.00	5,864,212.36	7,461,392.88	0.00	105,091.14	0	72,170.06	177,261.20	7,528,552.08	22,795,199.25	0.00	0.00	0.00	0.00	11,583,084.04	1,524,529.54	0.00	9,117,314.04	22,795,199.25
Overpayment of Expenses	0.00	0.00	0.00	0.00	0.00	0.00	0.00	0.00	0.00	0.00	0.00	0.00	0	0.00	0.00	0.00	0.00	0.00	0.00	0.00	0.00	0.00	0.00	0.00	0.00	0.00
Liquidated Damages and similar claims	0.00	0.00	0.00	0.00	0.00	0.00	0.00	0.00	9,137.00	9,137.00	0.00	0.00	0	0.00	0.00	9,137.00	9,137.00	0.00	0.00	0.00	0.00	0.00	0.00	0.00	0.00	9,137.00
Others	0.00	0.00	0.00	0.00	0.00	0.00	0.00	0.00	0.00	0.00	0.00	0.00	0	0.00	0.00	0.00	0.00	0.00	0.00	0.00	0.00	0.00	0.00	0.00	0.00	0.00
Total Non-Cash Disbursements	11,583,084.04	1,524,529.54	0.00	2,055,931.50	15,163,545.17	0.00	453,180.52	0.00	5,864,212.36	7,461,392.88	0.00	105,091.14	0	72,170.06	177,261.20	7,528,552.08	22,802,339.25	0.00	0.00	0.00	0.00	11,583,084.04	1,524,529.54	0.00	9,126,451.04	22,802,339.25
TOTAL	100,210,163.63	42,277,281.73	0.00	29,811,336.09	172,298,842.04	0.00	6,435,738.07	0.00	121,452,166.17	129,948,724.24	0.00	1,850,018.47	0	1,390,889.39	3,241,907.85	133,185,613.10	305,537,616.90	0.00	0.00	0.00	0.00	100,210,163.63	42,277,281.73	0.00	154,853,412.04	305,518,913.94

	Previous Report	This Month	As of Date		Previous Report	This Month	As of Date
Total Disbursements Authorized Received				Total Disbursement Program	1,517,786,494.69	315,725,597.53	1,833,512,092.22
NCA	1,069,215,683.00	244,000,685.00	1,313,216,368.00	Less: NTA issued	(405,150.00)	(4,850,730.00)	(5,235,900.00)
N/A	48,500.00	52,150.00	(100,650.00)	Less: Actual Disbursements	(11,268,512,518.66)	(305,659,329.14)	(11,264,212,227.80)
TRA	70,242,791.94	22,793,199.25	93,035,990.99	(Over) Ascending	258,588,422.93	3,125,528.19	438,063,554.12
NTA Issued	0.00	0.00	-				
Total Disbursements Authorized Available	1,187,956,975.94	266,742,034.25	1,706,162,208.59				
Less: Unissued NCA	(110,015,397.78)	(146,572,142.63)	(56,587,840.71)				
Disbursements	(11,014,250,402.96)	(305,599,309.14)	(11,349,559,711.50)				
Less: Other Non-Cash Disbursements	0.00	0.00	-				
Liquidated Damages and similar claims	2,070.00	9,137.00	11,207.00				
Cancelled/State Checks	98,035.15	118,094.07	216,729.22				
Others	137,407.40	0.00	137,407.40				
Balance of Disbursements Authorities as of to date	55,307,327.02	(185,402,486.75)	(130,095,159.73)				

Certified Correct:  
  
Maria Lourdes Soriano P. Soriano  
Accountant III

Recommending Approval by:  
  
Ma. Concepcion B. Sakai  
Chief Administrative Officer

Approved by:  
  
LILIA T. FABACION  
Executive Director

AUDITING UNIT  
**RECEIVED**  
By: VICTORIA P. SORIANO  
Date: JUL 12 2021  
PHILIPPINE SCIENCE HIGH SCHOOL

MONTHLY REPORT OF DISBURSEMENTS  
For the month of May 2021

Department: Department of Science and Technology  
Agency: Philippine Science High School System  
Operating Unit: CONSOLIDATED  
Organization Code (UACS): 19010100  
Fund/nc Source Code (as allowed): 01

PARTICULARS	CURRENT YEAR BUDGET					TOTAL	PRIOR YEAR'S BUDGET					subtotal	CURRENT YEAR'S ACCOUNTS PAYABLE					TOTAL	SUB-TOTAL	TRUST LIABILITIES				GRAND TOTAL					REMARKS (figures per MBID)
	PS	M	F	OO			PS	M	F	OO			PS	M	F	OO				PS	M	F	OO	TOTAL	PS	M	F	OO	
1	2	3	4	5	6	7	8	9	10	11	12	13	14	15	16	17	18	19	20	21	22	23	24	25	26	27	28		
Notice of Cash Allocation (NCA)	128,134,662.00	44,427,932.16	0.00	27,453,734.49	200,026,328.73	5,451.71	5,115,373.17	0.00	56,243,623.71	61,364,687.69	0.00	10,332,589.17	0	1,893,859.86	12,025,241.03	73,390,022.62	273,417,261.33	0.00	0.00	0.00	0.00	128,140,145.75	55,855,586.93	0.00	59,581,118.06	273,417,261.33			
WDS Checks Issued	30,761,343.02	19,550,879.76	0.00	6,935,913.00	57,248,135.78	0.00	6,935,473.81	0.00	15,438,356.93	16,204,029.81	0.00	1,822,673.19	0.00	32,740.52	1,910,344.53	18,244,374.34	65,552,144.15	0.00	0.00	0.00	0.00	20,761,545.02	22,863,957.56	0.00	22,436,347.44	55,552,144.15			
Advice to Debit Account	107,373,117.05	24,787,052.40	0.00	20,517,821.49	152,708,040.94	5,487.71	4,229,393.23	0.00	42,825,267.81	45,040,657.78	0.00	8,509,077.18	0	1,630,119.32	10,05,885.60	55,148,543.28	207,856,107.25	0.00	0.00	0.00	0.00	107,373,621.77	37,627,028.54	0.00	62,954,476.62	207,856,107.25			
Notice of Transfer Allocation	0.00	49,330.00	0.00	0.00	49,330.00	0.00	0.00	0.00	21,000.00	21,000.00	0.00	0.00	0.00	0.00	0.00	21,000.00	70,350.00	0.00	0.00	0.00	0.00	0.00	0.00	0.00	0.00	70,350.00			
WDS Checks Issued	0.00	0.00	0.00	0.00	0.00	0.00	0.00	0.00	0.00	0.00	0.00	0.00	0.00	0.00	0.00	0.00	0.00	0.00	0.00	0.00	0.00	0.00	0.00	0.00	0.00	0.00	0.00		
Advice to Debit Account	0.00	49,330.00	0.00	0.00	49,330.00	0.00	0.00	0.00	0.00	0.00	0.00	0.00	0.00	0.00	0.00	0.00	49,330.00	0.00	0.00	0.00	0.00	0.00	0.00	0.00	0.00	0.00	49,330.00		
TOTAL CASH DISBURSEMENTS	128,134,662.00	44,487,252.16	0.00	27,453,734.49	200,075,658.73	5,484.71	5,136,373.17	0.00	53,243,323.71	61,385,687.69	0.00	10,332,661.17	0	1,893,366.86	12,036,241.03	73,411,822.62	273,487,501.33	0.00	0.00	0.00	0.00	128,140,145.75	59,855,336.50	0.00	60,361,118.06	273,487,501.33			
NON-CASH DISBURSEMENTS					0.00				0.00	0.00					0.00	0.00	0.00	0.00	0.00	0.00	0.00	0.00	0.00	0.00	0.00	0.00	0.00		
Tax Refund/Advice Issued (TRA)	10,008,219.02	838,816.76	0.00	1,943,263.25	12,790,099.22	0.00	264,890.93	0.00	3,035,253.57	3,360,081.52	0.00	162,580.36	0	142,546.62	305,109.05	3,565,193.57	15,455,282.75	0.00	0.00	0.00	0.00	10,008,219.02	1,265,977.56	0.00	5,151,165.51	15,455,282.75			
Overpayment of Expenses	0.00	0.00	0.00	0.00	0.00	0.00	0.00	0.00	0.00	0.00	0.00	0.00	0.00	0.00	0.00	0.00	0.00	0.00	0.00	0.00	0.00	0.00	0.00	0.00	0.00	0.00	0.00	0.00	
Liquidated Damages and similar claim	0.00	0.00	0.00	0.00	0.00	0.00	0.00	0.00	0.00	0.00	0.00	0.00	0.00	0.00	0.00	0.00	0.00	0.00	0.00	0.00	0.00	0.00	0.00	0.00	0.00	0.00	0.00	0.00	
Others	0.00	0.00	0.00	0.00	0.00	0.00	0.00	0.00	0.00	0.00	0.00	0.00	0.00	0.00	0.00	0.00	0.00	0.00	0.00	0.00	0.00	0.00	0.00	0.00	0.00	0.00	0.00	0.00	
Total Non-Cash Disbursements	10,008,219.02	838,816.76	0.00	1,943,263.25	12,790,099.22	0.00	264,890.93	0.00	3,035,253.57	3,360,081.52	0.00	162,580.36	0	142,546.62	305,109.05	3,565,193.57	15,455,282.75	0.00	0.00	0.00	0.00	10,008,219.02	1,265,977.56	0.00	5,151,165.51	15,455,282.75			
TOTAL	138,142,881.02	45,326,068.92	0.00	29,397,037.74	212,865,757.95	5,484.71	5,401,264.10	0.00	56,278,577.28	64,745,769.21	0.00	10,495,241.53	0	1,836,101.55	12,331,350.08	77,277,116.19	288,942,784.14	0.00	0.00	0.00	0.00	138,148,336.71	61,222,243.96	0.00	65,512,283.57	288,942,784.14			

	Previous Report	This Month	As of Date
Total Disbursements Authorized Received			
NCA	766,227,114.00	302,971,259.10	1,069,157,303.00
NTA	0.00	0.00	0.00
TRA	51,711,160.95	18,521,470.55	70,232,631.50
Total Disbursements Authorized Available	817,938,274.95	321,492,729.65	1,139,430,934.50
Less: Unpaid NCA	(10,007,597.81)	0.00	(10,007,597.81)
Disbursements	(152,226,531.55)	(282,035,911.58)	(434,262,443.13)
Liquidated Damages and similar claims	2,270.00	2,270.00	4,540.00
Cancelled/Valid Checks	126,386.61	(25,730.48)	100,656.13
Others	137,497.40	0.00	137,497.40
Balance of Disbursements Authorized as of date	55,974,416.60	29,422,028.13	85,432,286.74

	Previous Report	This Month	As of Date
Total Disbursement Program	1,119,150,033.00	388,092,411.59	1,500,000,494.59
Less: N/A issued	(592,150.00)	(13,000.00)	(605,150.00)
Less: Actual Disbursements	(72,225,851.55)	(282,035,911.58)	(1,004,261,742.81)
(Over)/Under spending	346,774,031.45	86,043,500.53	432,817,531.98

Certified Correct:  
Maria Lourdes Amira P. Escalon  
Accountant III

Recommended Approval by:  
Ma. Concepcion B. Sakal  
Chief Administrative Officer

Approved by:  
JULIA T. HABACON  
Executive Director

AUDITING UNIT  
RECEIVED  
By: VICTORIA P. SORIANO  
Date: JUN 14 2021  
PHILIPPINE SCIENCE HIGH SCHOOL

MONTHLY REPORT OF DISBURSEMENTS  
For the month of April 2021

Department: Department of Science and Technology  
Agency: Philippine Science High School System  
Component Unit: CONSOLIDATED  
Organizational Code (JACS): 1801601000  
Fund or Source Code (as distinct): 01

PARTICULARS	CURRENT YEAR BUDGET						PRIOR YEARS BUDGET											TRUST LIABILITIES				GRAND TOTAL					REMARKS (figures per MRD) 28	
	PS 2	M 3	F 4	CO 5	TOTAL 6	PRIOR YEARS ACCOUNTS PAYABLE					CURRENT YEAR'S ACCOUNTS PAYABLE						SUB-TOTAL 13	TOTAL 17	PS 19	M 20	CO 21	TOTAL 22	PS 23	M 24	F 25	CO 26		TOTAL 27
						PS 7	M 8	F 9	CO 10	Subtotal 11	PS 12	M 13	F 14	CO 15	Subtotal 16													
Non-cash Cash Allocation (NCA)	72,571,083.87	58,555,528.78	0.00	22,082,609.02	133,355,221.57	3,714.22	17,430,025.45	0.00	37,153,109.39	45,558,547.07	0.00	4,547,566.28	0	375,142.77	5,782,869.05	53,751,813.12	157,371,063.39	0.00	0.00	0.00	0.00	72,924,798.00	54,833,700.42	0.00	59,353,151.18	187,311,649.60		
MDS Checks Issued	1,497,035.00	12,000,267.91	0.00	11,552,235.28	34,139,535.99	3,774.22	6,830,519.72	0.00	4,578,207.53	9,874,441.47	0.00	1,851,039.33	0.00	85,178.57	1,936,277.90	11,748,775.37	45,858,756.33	0.00	0.00	0.00	0.00	10,500,750.02	18,761,835.35	0.00	15,875,519.35	75,888,255.33		
Advice to Debit Account	62,474,548.07	25,475,261.73	0.00	10,520,175.70	99,419,085.50	0.00	5,989,500.74	0.00	52,176,801.85	38,775,422.50	0.00	2,956,758.85	0	290,284.20	3,226,721.15	42,003,123.75	141,422,508.38	0.00	0.00	0.00	0.00	62,427,048.07	38,074,219.47	0.00	42,927,541.82	141,222,809.36		
Notice of Transfer/Allocation	0.00	72,130.00	0.00	0.00	72,130.00	0.00	0.00	0.00	0.00	0.00	0.00	0.00	0	0.00	0.00	0.00	72,130.00	0.00	0.00	0.00	0.00	72,130.00	0.00	0.00	0.00	72,130.00		
MDS Checks Issued	0.00	20,850.00	0.00	0.00	20,850.00	0.00	0.00	0.00	0.00	0.00	0.00	0.00	0	0.00	0.00	0.00	20,850.00	0.00	0.00	0.00	0.00	20,850.00	0.00	0.00	0.00	20,850.00		
Advice to Debit Account	0.00	51,500.00	0.00	0.00	51,500.00	0.00	0.00	0.00	0.00	0.00	0.00	0.00	0	0.00	0.00	0.00	51,500.00	0.00	0.00	0.00	0.00	51,500.00	0.00	0.00	0.00	51,500.00		
TOTAL CASH DISBURSEMENT	72,921,066.87	38,627,678.69	0.00	22,182,602.02	133,337,371.57	3,714.22	17,450,380.16	0.00	37,155,109.29	48,583,844.57	0.00	4,847,566.28	0	375,442.77	5,782,869.05	53,751,813.12	187,353,214.69	0.00	0.00	0.00	0.00	72,924,798.00	54,905,255.42	0.00	59,513,161.18	187,383,214.69		
NON-CASH DISBURSEMENTS					0.00																							
Tax Remittances Advances Issued (TRA)	9,072,711.13	748,878.59	0.00	180,082.33	10,001,672.18	0.00	558,583.50	0.00	3,305,378.53	3,893,922.03	0.00	33,005.60	0	14,807.13	47,813.03	3,341,805.06	13,943,477.24	0.00	0.00	0.00	0.00	9,072,711.16	1,377,858.09	0.00	3,520,197.99	13,943,477.24		
Overpayment of Expenses	0.00	0.00	0.00	0.00	0.00	0.00	0.00	0.00	0.00	0.00	0.00	0.00	0	0.00	0.00	0.00	0.00	0.00	0.00	0.00	0.00	0.00	0.00	0.00	0.00	0.00	0.00	
Liquidated Damages and similar claim	0.00	0.00	0.00	0.00	0.00	0.00	0.00	0.00	0.00	0.00	0.00	0.00	0	0.00	0.00	0.00	0.00	0.00	0.00	0.00	0.00	0.00	0.00	0.00	0.00	0.00	0.00	
Others	0.00	0.00	0.00	0.00	0.00	0.00	0.00	0.00	0.00	0.00	0.00	0.00	0	0.00	0.00	0.00	0.00	0.00	0.00	0.00	0.00	0.00	0.00	0.00	0.00	0.00	0.00	
Total Non-Cash Disbursements	9,072,711.13	748,878.59	0.00	180,082.33	10,001,672.18	0.00	558,583.50	0.00	3,305,378.53	3,893,922.03	0.00	33,005.60	0	14,807.13	47,813.03	3,341,805.06	13,943,477.24	0.00	0.00	0.00	0.00	9,072,711.16	1,377,858.09	0.00	3,520,197.99	13,943,477.24		
<b>TOTAL</b>	<b>81,993,793.03</b>	<b>39,376,557.27</b>	<b>0.00</b>	<b>22,362,684.35</b>	<b>143,339,043.75</b>	<b>3,714.22</b>	<b>17,618,703.95</b>	<b>0.00</b>	<b>40,460,417.82</b>	<b>52,482,836.10</b>	<b>0.00</b>	<b>4,880,562.18</b>	<b>0</b>	<b>390,249.90</b>	<b>5,210,682.08</b>	<b>57,093,618.18</b>	<b>201,326,691.93</b>	<b>0.00</b>	<b>0.00</b>	<b>0.00</b>	<b>0.00</b>	<b>81,997,509.25</b>	<b>56,275,823.51</b>	<b>0.00</b>	<b>63,033,359.17</b>	<b>201,326,691.93</b>		

	Previous Report	This Month	As of Date	Total Disbursement Program	Previous Report	This Month	As of Date
Total Disbursements Authorized Received					754,775,859.37	336,077,423.63	1,090,756,083.02
NCA	523,054,803.00	243,295,221.00	766,290,114.00	Less: NTA Issued	(275,000.00)	(119,150.00)	(352,150.00)
NFA	33,000.00	0.00	(33,000.00)	Less: Actual Disbursements	(650,235,122.20)	(201,858,709.47)	(752,226,531.67)
TRA	37,093,086.19	14,527,074.77	51,717,160.96	(Over)/Under spending	273,267,537.17	136,819,504.17	340,057,101.34
Total Disbursements Authorized Available	593,147,889.19	257,822,295.77	850,970,084.96				
Less: Unissued NCA	(115,007,537.69)	0.00	(115,007,537.69)				
Less: Disbursements	(555,238,122.20)	(201,858,709.47)	(757,096,831.67)				
Less: Other Non-Cash Disbursements	0.00	0.00	0.00				
Overpayment of expenses	0.00	0.00	0.00				
Liquidated Damages and similar claims	0.00	2,070.00	2,070.00				
Canceled/State Checks	23,533.30	101,762.31	125,295.61				
Others	137,407.40	137,407.40	274,814.80				
Balance of Disbursements Authorized as of to date	0.00	35,277,418.01	35,277,418.01				

Certified Correct  
*Maria Lourdes Amira, Souillon*  
Accountant

Recommending Approval by:  
*M. Concepcion B. Sakai*  
Chief Administrative Officer

Approved by:  
*Julia T. Habacon*  
Executive Director

EDITING UNIT  
**RECEIVED**  
by: *VICTORIA P. Sison*  
Date: **MAY 11 2021**  
PHILIPPINE SCIENCE HIGH SCHOOL

MONTHLY REPORT OF DISBURSEMENTS  
For the month of June 2021

Department : Department of Science and Technology  
Agency : Philippine Science High School System  
Operating Unit : Office of the Executive Director  
Organization Code (UAOS) : 1901301600  
Funding Source Code (as clustered) : 01

PARTICULARS	CURRENT YEAR BUDGET					PRIOR YEAR'S BUDGET											SUB-TOTAL	TRUST TRANSFER	GRAND TOTAL					REMARKS	
	PS	M	F	OO	TOTAL	PRIOR YEAR'S ACCOUNTS PAYABLE					OY'S AP					TOTAL			TOTAL	PS	M	F	OO		TOTAL
						PS	M	F	OO	Subtotal	PS	M	F	OO	Subtotal										
1	2	3	4	5	6	7	8	9	10	11	12	13	14	15	16	17	18	22	23	24	1	2	3		
<b>CASH DISBURSEMENTS</b>																									
Notice of Cash Allocation (NCA)																									
MDS Checks Issued	79,258.78	1,016,380.80		749,490.00	1,844,129.58	0.00	82,355.78		618,530.32	701,517.40		86,486.19		0.00	66,486.19	768,003.59	2,612,133.17			79,258.78	1,165,653.77		1,368,020.62	2,612,133.17	
Advice to Debit Account	2,711,221.04	1,846,345.65		0.00	4,357,566.69	0.00	0.00		0.00	0.00		273,859.83		0.00	273,859.83	273,859.83	4,631,426.52			2,711,221.04	1,920,205.48		0.00	4,631,426.52	
Notice of Transfer Allocations (NTA)																									
MDS Checks Issued																									
Advice to Credit Account																									
Working Fund for PAFs																									
Cash Disbursement Ceiling (CDC)																									
<b>TOTAL CASH DISBURSEMENTS</b>	<b>2,789,479.82</b>	<b>2,662,726.45</b>		<b>749,490.00</b>	<b>6,201,898.27</b>	<b>0.00</b>	<b>82,355.78</b>		<b>618,530.62</b>	<b>701,517.40</b>		<b>540,346.02</b>		<b>0.00</b>	<b>340,346.02</b>	<b>1,041,888.42</b>	<b>7,243,559.69</b>			<b>2,789,479.82</b>	<b>3,086,059.25</b>		<b>1,355,920.62</b>	<b>7,243,559.69</b>	
<b>NON-CASH DISBURSEMENTS</b>																									
Tax Remittance Advices Issued (TRA)	320,015.53	191,422.73		49,968.00	561,404.26	0.00	5,433.22		36,960.98	42,394.20		18,584.32		0.00	18,584.32	61,278.62	322,682.78			320,015.53	215,740.27		66,926.98	622,682.78	
<b>TOTAL NON-CASH DISBURSEMENTS</b>	<b>320,015.53</b>	<b>191,422.73</b>		<b>49,968.00</b>	<b>561,404.26</b>	<b>0.00</b>	<b>5,433.22</b>		<b>36,960.98</b>	<b>42,394.20</b>		<b>18,584.32</b>		<b>0.00</b>	<b>18,584.32</b>	<b>61,278.62</b>	<b>322,682.78</b>			<b>320,015.53</b>	<b>215,740.27</b>		<b>66,926.98</b>	<b>622,682.78</b>	
<b>GRAND TOTAL</b>	<b>3,109,495.35</b>	<b>2,854,149.18</b>		<b>799,458.00</b>	<b>6,763,302.53</b>	<b>0.00</b>	<b>87,789.00</b>		<b>655,491.60</b>	<b>743,911.60</b>		<b>358,930.34</b>		<b>0.00</b>	<b>358,930.34</b>	<b>1,103,167.04</b>	<b>7,566,242.47</b>			<b>3,109,495.35</b>	<b>3,301,799.52</b>		<b>1,422,847.60</b>	<b>7,866,242.47</b>	

SUMMARY:

	Previous Report	This Month	As of Date
Total Disbursements Authorities Received			
NCA	42,918,740.00	7,054,000.00	49,972,740.00
NTA	-	-	-
Working Fund	-	-	-
TRA	3,319,239.85	622,682.78	3,941,922.63
LESS: NTA Issued	(405,150.00)	(4,830,750.00)	(5,235,900.00)
Total Disbursements Authorities Available	45,832,829.85	2,845,982.78	48,678,812.63
less: Lapsed NCA Disbursements	(12.24)	(1,706,768.65)	(1,706,770.89)
Adjustment (cancelled/stale checks)	(39,105,749.27)	(7,866,242.47)	(46,971,991.74)
Balance of Disbursements Authorities as at date	6,727,068.34	(3,727,068.34)	0.00

	Previous Report	This Month	As of Date
Total Disbursement Program	81,621,000.00	11,181,000.00	92,802,000.00
Less: NTA Issued/Received	(405,150.00)	(4,830,750.00)	(5,235,900.00)
Amount before Actual Disbursements	81,215,850.00	6,350,250.00	87,566,100.00
Less: Actual Disbursements	(39,105,749.27)	(7,866,242.47)	(46,971,991.74)
(Over)/Under spending	42,110,100.73	(1,515,992.47)	40,594,108.26

Certified Correct:

*Maria Lourdes Amador P. Sogut*  
Accountant III  
Date:

Recommending Approval by:

*Ma. Concepcion B. Sakai*  
Chief Administrative Officer  
Date:

Approved by:

*Lija T. Habacon*  
Executive Director  
Date:

RECEIVED  
BY: VICTORIA P. SORIANO  
Date: JUL 12 2021  
OFFICE OF THE EXECUTIVE DIRECTOR

MONTHLY REPORT OF DISBURSEMENTS  
For the month of May 2021

Department : Department of Science and Technology  
 Agency : Philippine Science High School System  
 Operating Unit : Office of the Executive Director  
 Organization Code (LACS) : 1901601000  
 Funding Source Code (as clustered) : 01

PARTICULARS	CURRENT YEAR BUDGET					PRIOR YEAR'S BUDGET											SUB-TOTAL	TOTAL	GRAND TOTAL					REMARKS			
	PS	M	F	CO	TOTAL	PRIOR YEAR'S ACCOUNTS PAYABLE					CYS AP								TOTAL	PS	M	F	CO		TOTAL		
						PS	M	F	CO	AMOUNT	PS	M	F	CO	AMOUNT												
1	2	3	4	5	6	7	8	9	10	11	12	13	14	15	16	17	18	19	20	21	22	23	24	25	26	27	28
<b>CASH DISBURSEMENTS</b>																											
Notice of Cash Allocation (NCA)																											
MDS Checks Issued	137,672.26	275,061.28		226,166.43	638,929.97	0.00	0.00		0.00	0.00	46,875.00			46,875.00	46,875.00	685,804.97			137,672.26			321,936.28			226,166.43	685,804.97	
Advice to Debit Account	3,639,437.50	1,840,346.54		0.00	5,480,084.04	0.00	0.00		3,625,781.25	3,625,781.25	5,291.26			5,291.26	3,631,072.51	9,111,155.55			3,639,437.50			1,845,937.80			3,625,781.25	9,111,155.55	
Notice of Transfer Allocation (NTA)																											
MDS Checks Issued					0.00					0.00						0.00	0.00					0.00			0.00	0.00	
Advice to Debit Account					0.00					0.00						0.00	0.00					0.00			0.00	0.00	
Working Fund for I-S's					0.00					0.00						0.00	0.00					0.00			0.00	0.00	
Cash Disbursement Voucher (CDD)					0.00					0.00						0.00	0.00					0.00			0.00	0.00	
<b>TOTAL CASH DISBURSEMENTS</b>	<b>3,777,109.76</b>	<b>2,115,407.82</b>		<b>226,166.43</b>	<b>5,119,014.01</b>	<b>0.00</b>	<b>0.00</b>		<b>3,625,781.25</b>	<b>3,625,781.25</b>	<b>52,166.26</b>			<b>52,166.26</b>	<b>3,677,947.51</b>	<b>9,795,961.52</b>			<b>3,777,109.76</b>			<b>2,167,874.08</b>			<b>3,851,977.88</b>	<b>9,795,961.52</b>	
<b>NON-CASH DISBURSEMENTS</b>																											
Tax Refund Advance Issued (TRA)	592,940.85	130,431.11		12,803.57	736,175.53				241,718.75	241,718.75	3,462.74			3,462.74	245,181.49	981,357.02			592,940.85			133,893.85			254,522.32	981,357.02	
<b>TOTAL NON-CASH DISBURSEMENTS</b>	<b>592,940.85</b>	<b>130,431.11</b>		<b>12,803.57</b>	<b>736,175.53</b>				<b>241,718.75</b>	<b>241,718.75</b>	<b>3,462.74</b>			<b>3,462.74</b>	<b>245,181.49</b>	<b>981,357.02</b>			<b>592,940.85</b>			<b>133,893.85</b>			<b>254,522.32</b>	<b>981,357.02</b>	
<b>GRAND TOTAL</b>	<b>4,370,050.61</b>	<b>2,245,838.93</b>		<b>239,000.00</b>	<b>5,855,189.54</b>		<b>0.00</b>		<b>3,867,500.00</b>	<b>3,867,500.00</b>	<b>55,629.00</b>			<b>55,629.00</b>	<b>3,923,129.00</b>	<b>10,778,318.54</b>			<b>4,370,050.61</b>			<b>2,301,767.93</b>			<b>4,106,500.00</b>	<b>10,778,318.54</b>	

SUMMARY:

	Previous Report	This Month	As of Date
<b>Total Disbursements Authorities Received</b>			
NCA	31,599,740.00	11,319,000.00	42,918,740.00
NTA	-	-	-
Working Fund	-	-	-
TRA	2,857,592.83	981,357.02	3,319,239.85
<b>LESS: NTA Issued</b>	<b>(392,150.00)</b>	<b>(1,300.00)</b>	<b>(405,150.00)</b>
<b>Total Disbursements Authorities Available</b>	<b>33,545,472.83</b>	<b>12,287,357.02</b>	<b>45,832,629.85</b>
<b>Less: Lapsed NCA</b>	<b>(12,24)</b>		<b>(12,24)</b>
<b>Disbursements</b>	<b>(28,327,430.73)</b>	<b>(10,778,318.54)</b>	<b>(39,105,749.27)</b>
Adjustment (cancelled/sale checks)			
<b>Balance of Disbursements Authorities as of date</b>	<b>5,218,029.86</b>	<b>1,509,038.48</b>	<b>6,727,068.34</b>

	Previous Report	This Month	As of Date
<b>Total Disbursement Program</b>	<b>53,807,000.00</b>	<b>27,514,000.00</b>	<b>81,621,000.00</b>
<b>Less: NTA issued/credited</b>	<b>(392,150.00)</b>	<b>(13,000.00)</b>	<b>(405,150.00)</b>
<b>Amount before Actual Disbursements</b>	<b>53,414,850.00</b>	<b>27,501,000.00</b>	<b>81,215,850.00</b>
<b>Less: Actual Disbursements</b>	<b>(28,327,430.73)</b>	<b>(11,778,318.54)</b>	<b>(39,105,749.27)</b>
<b>(Over)/Under spending</b>	<b>25,087,419.27</b>	<b>17,022,681.46</b>	<b>42,110,100.73</b>

Certified Correct:

*Maria Lourdes Amira P. Segurion*  
 Maria Lourdes Amira P. Segurion  
 Accountant-in-Chief  
 Date: *May 21, 2021*

Recommending Approval by:

*Ma. Concepcion B. Sakai*  
 Ma. Concepcion B. Sakai  
 Chief Administrative Officer  
 Date:

Approved by:

*Li T. Habacon*  
 Li T. Habacon  
 Executive Director  
 Date:

AUDITING UNIT  
**RECEIVED**  
 By: *MARIA LOURDES AMIRA P. SEGURION*  
 Date: **JUN 03 2021**

MONTHLY REPORT OF DISBURSEMENTS  
For the month of April 2021


Department : Department of Science and Technology  
Agency : Philippine Science High School System  
Operating Unit : Office of the Executive Director  
Organizational Code (JAOS) : 1901631000  
Funding Source Code (as clustered) : 02

PARTICULARS	CURRENT YEAR BUDGET					PRIOR YEARS BUDGET											SUB-TOTAL	TOTAL LIABILITIES	GRAND TOTAL					REMARKS			
	PS	M	F	OO	TOTAL	PRIOR YEARS ACCOUNTS PAYABLE					CYSAP								TOTAL	TOTAL	PS	M	F		OO	TOTAL	
						PS	M	F	CO	autotal	PS	M	F	CO	subtotal	PS											M
1	2	3	4	5	6	7	8	9	10	11	12	13	14	15	16	17	18	19	20	21	22	23	24	25	26	27	
<b>CASH DISBURSEMENTS</b>																											
Notice of Cash Allocation (NCA)																											
MDS Check issued	30,805.00	104,370.00		0.00	135,275.00	0.00	2,090,781.25		0.00	2,090,781.25	0.00				0.00	0.00	2,000,791.25	2,216,056.76			30,805.00	2,165,161.76		0.00	2,216,056.76		
Advice to Debit Account	2,333,478.38	951,021.71		0.00	3,284,500.09	0.00	1,143,639.58		206,321.43	1,353,161.01	25,761.28				0.00	23,761.28	1,376,922.29	4,664,425.38			2,333,478.38	2,124,825.57		206,321.43	4,664,425.38		
Notice of Transfer Allocation (NTA)																											
MDS Check issued					0.00					0.00							0.00	0.00			0.00	0.00		0.00	0.00		
Advice to Debit Account					0.00					0.00							0.00	0.00			0.00	0.00		0.00	0.00		
Working Fund for FAPs					0.00					0.00							0.00	0.00			0.00	0.00		0.00	0.00		
Cash Disbursement Ceiling (CDC)					0.00					0.00							0.00	0.00			0.00	0.00		0.00	0.00		
<b>TOTAL CASH DISBURSEMENTS</b>	<b>2,364,383.38</b>	<b>1,055,391.71</b>		<b>0.00</b>	<b>3,422,775.09</b>		<b>3,227,620.83</b>		<b>206,321.43</b>	<b>3,433,942.26</b>	<b>25,761.28</b>				<b>0.00</b>	<b>23,761.28</b>	<b>3,457,703.54</b>	<b>6,880,482.14</b>			<b>2,364,383.38</b>	<b>4,309,777.33</b>		<b>206,321.43</b>	<b>6,880,482.14</b>		
<b>NON-CASH DISBURSEMENTS</b>																											
Ex-Retention Advance Issued (TRA)	335,482.08	42,361.74		0.00	373,043.82	0.00	185,574.72		11,878.57	197,353.29	2,066.19				0.00	2,066.19	199,419.48	577,463.30			335,482.08	230,302.65		11,878.57	577,463.30		
<b>TOTAL NON-CASH DISBURSEMENTS</b>	<b>335,482.08</b>	<b>42,361.74</b>		<b>0.00</b>	<b>373,043.82</b>		<b>185,574.72</b>		<b>11,878.57</b>	<b>197,353.29</b>	<b>2,066.19</b>				<b>0.00</b>	<b>2,066.19</b>	<b>199,419.48</b>	<b>577,463.30</b>			<b>335,482.08</b>	<b>230,302.65</b>		<b>11,878.57</b>	<b>577,463.30</b>		
<b>GRAND TOTAL</b>	<b>2,699,865.46</b>	<b>1,100,953.45</b>		<b>0.00</b>	<b>3,800,822.42</b>		<b>3,413,295.55</b>		<b>218,200.00</b>	<b>3,631,295.55</b>	<b>25,327.47</b>				<b>0.00</b>	<b>25,827.47</b>	<b>3,657,123.02</b>	<b>7,457,945.44</b>			<b>2,699,865.46</b>	<b>4,540,079.98</b>		<b>218,200.00</b>	<b>7,457,945.44</b>		

SUMMARY:

	Previous Report	This Month	As of Date
Total Disbursement's Authorities Received			
NCA	18,382,078.00	12,217,662.00	31,599,740.00
NTA			
Working Fund			
TRA	1,780,419.53	577,463.30	2,357,882.83
LESS: NTA Issued	(273,000.00)	(119,150.00)	(392,150.00)
Total Disbursement's Authorities Available	20,889,497.53	12,675,975.30	33,565,472.83
less: Lapsed NCA	(12.24)		(12.24)
Disbursements	(20,889,485.29)	(7,467,945.44)	(28,327,430.73)
add/less: Adjustment (cancel/hold/late of check)			
Balance of Disbursement's Authorities as at date	<b>0.00</b>	<b>5,218,029.86</b>	<b>5,218,029.86</b>

	Previous Report	This Month	As of Date
Total Disbursement Program	35,448,000.00	18,338,000.00	53,807,000.00
Less: NTA issued/received	(273,000.00)	(119,150.00)	(392,150.00)
Amount before Actual Disbursements	35,175,000.00	18,258,850.00	53,414,950.00
Less: Actual Disbursements	(20,589,485.29)	(7,457,945.44)	(28,327,430.73)
(Over)/Under spending	14,585,514.71	10,790,904.56	25,387,419.27

Certified Correct:  
  
Maria Lourdes Aquino P. Sogomon  
Accountant III  
Date: 5/10/2021  
rps/psa/05/03/21

Recommending Approval by:  
  
Ma. Corazon B. Sakal  
Chief Administrative Officer  
Date:

Approved by:  
  
Lilia T. Fabacon  
Executive Director  
Date:

DISBURSING UNIT  
**RECEIVED**  
By: VICTORIA P. SORIANO  
Date: MAY 10 2021  
PHILIPPINE SCIENCE HIGH SCHOOLS