


**MONTHLY REPORT OF DISBURSEMENTS**  
For the month of March 2018

  
 RECEIVED  
 By: \_\_\_\_\_  
 Date: 4/6/18  
 PHILIPPINE SCIENCE HIGH SCHOOL


Department : Department of Science and Technology  
 Agency : Philippine Science High School System  
 Operating Unit : Office of the Executive Director  
 Organization Code (UACS) : 1901601000  
 Funding Source Code (as clustered) : 01

PARTICULARS	CURRENT YEAR BUDGET					PRIOR YEAR'S BUDGET											SUB-TOTAL	GRAND TOTAL					REMARKS	
						PRIOR YEAR'S ACCOUNTS PAYABLE					CURRENT YEAR'S ACCOUNTS PAYABLE					TOTAL								
	PS	M	F	CO	TOTAL	PS	M	F	CO	subtotal	PS	M	F	CO	subtotal			PS	M	F	CO	TOTAL		
1	2	3	4	5	6	7	8	9	10	11	12	13	14	15	16	17	18	23	24	25	26	27	28	
<b>January</b>																								
Notice of Cash Allocation (NCA)																								
MDS Checks Issued	13,165.02	471,910.67		63,136.25	548,211.94	0.00	30,348.60		0.00	30,348.60	0.00	0.00	0.00	0.00	0.00	30,348.60	578,560.54	13,165.02	502,259.27		63,136.25		578,560.54	
Advice to Debit Account	865,619.18	193,011.45		0.00	1,058,630.63	49,217.11	669,295.50		0.00	718,512.61	0.00	0.00	0.00	0.00	0.00	718,512.61	1,777,143.24	914,536.29	862,306.96		0.00		1,777,143.24	
Tax Remittance Advices Issued (TRA)	125,670.39	20,505.13		3,573.75	149,749.27		30,862.50			30,862.50					0.00	30,862.50	180,611.77	125,670.39	51,367.63		3,573.75		180,611.77	
<b>TOTAL</b>	<b>1,004,454.59</b>	<b>685,427.25</b>		<b>66,710.00</b>	<b>1,756,591.84</b>	<b>49,217.11</b>	<b>730,506.60</b>		<b>0.00</b>	<b>779,723.71</b>	<b>0.00</b>	<b>0.00</b>	<b>0.00</b>	<b>0.00</b>	<b>0.00</b>	<b>779,723.71</b>	<b>2,536,315.55</b>	<b>1,053,671.70</b>	<b>1,415,933.85</b>		<b>66,710.00</b>		<b>2,536,315.55</b>	
<b>February</b>																								
Notice of Cash Allocation (NCA)																								
MDS Checks Issued	90,550.96	631,487.27			722,038.23	0.00	221,245.00		0.00	221,245.00					0.00	221,245.00	943,283.23	90,550.96	852,732.27		0.00		943,283.23	
Advice to Debit Account	1,312,467.26	1,489,713.22			2,802,180.50	432,583.35	1,113,211.24		3,355,025.87	4,900,820.46	0.00	4,900,820.46	7,703,000.96	1,745,050.63	2,602,924.46	3,355,025.87	7,703,000.96	1,745,050.63	2,602,924.46		3,355,025.87		7,703,000.96	
Tax Remittance Advices Issued (TRA)	201,472.08	120,858.02			322,330.10	10,589.92	70,136.61		88,956.43	169,082.96					0.00	169,082.96	492,013.06	201,472.08	120,858.02		10,589.92		492,013.06	
<b>TOTAL</b>	<b>1,604,490.32</b>	<b>2,242,058.51</b>		<b>0.00</b>	<b>3,846,548.83</b>	<b>443,173.27</b>	<b>1,404,502.85</b>		<b>3,443,982.30</b>	<b>5,291,748.42</b>	<b>0.00</b>	<b>0.00</b>	<b>0.00</b>	<b>0.00</b>	<b>0.00</b>	<b>5,291,748.42</b>	<b>9,138,297.25</b>	<b>2,047,663.59</b>	<b>3,646,651.36</b>		<b>3,443,982.30</b>		<b>9,138,297.25</b>	
<b>March</b>																								
Notice of Cash Allocation (NCA)																								
MDS Checks Issued	568,103.70	292,900.04		0.00	861,003.74	0.00	83,877.72		1,142,696.43	1,226,574.15	0.00	0.00	0.00	0.00	0.00	1,226,574.15	2,087,577.89	568,103.70	376,777.76		1,142,696.43		2,087,577.89	
Advice to Debit Account	1,562,015.53	1,722,736.32		697,375.89	4,002,127.74	0.00	107,851.19		990,675.72	1,068,526.91	0.00	0.00	0.00	0.00	0.00	1,068,526.91	5,070,654.65	1,562,015.53	1,830,597.51		1,658,051.61		5,070,654.65	
Tax Remittance Advices Issued (TRA)	327,756.54	91,064.62		38,474.11	458,295.57	0.00	21,250.60		126,707.85	147,956.45	0.00	0.00	0.00	0.00	0.00	147,956.45	606,254.02	327,756.54	112,315.52		166,181.96		606,254.02	
<b>TOTAL</b>	<b>2,477,875.77</b>	<b>2,106,701.28</b>		<b>736,850.00</b>	<b>5,321,427.05</b>	<b>0.00</b>	<b>0.00</b>		<b>3,443,982.30</b>	<b>5,291,748.42</b>	<b>0.00</b>	<b>0.00</b>	<b>0.00</b>	<b>0.00</b>	<b>0.00</b>	<b>2,443,059.51</b>	<b>7,764,486.56</b>	<b>2,477,875.77</b>	<b>2,319,680.79</b>		<b>2,968,930.00</b>		<b>7,764,486.56</b>	
<b>1st QUARTER</b>																								
Notice of Cash Allocation (NCA)																								
MDS Checks Issued	671,819.68	1,396,297.98		63,136.25	2,131,253.91	0.00	335,471.32		1,142,696.43	1,478,167.75	0.00	0.00	0.00	0.00	0.00	1,478,167.75	3,609,421.66	671,819.68	1,731,769.30		1,205,832.68		3,609,421.66	
Advice to Debit Account	3,760,101.59	3,405,460.39		697,375.89	7,862,938.87	481,800.46	1,890,357.93		4,315,701.59	6,687,859.96	0.00	0.00	0.00	0.00	0.00	6,687,859.96	14,550,798.85	4,241,902.45	5,295,818.92		5,013,077.48		14,550,798.85	
Tax Remittance Advices Issued (TRA)	654,899.01	232,428.07		43,047.86	930,374.94	10,589.92	122,249.71		215,664.26	348,503.91	0.00	0.00	0.00	0.00	0.00	348,503.91	1,278,878.85	665,488.93	354,677.78		258,712.14		1,278,878.85	
<b>TOTAL</b>	<b>5,086,820.68</b>	<b>5,034,187.04</b>		<b>803,560.00</b>	<b>10,924,567.72</b>	<b>492,390.38</b>	<b>2,348,078.96</b>		<b>5,674,062.30</b>	<b>8,514,531.64</b>	<b>0.00</b>	<b>0.00</b>	<b>0.00</b>	<b>0.00</b>	<b>0.00</b>	<b>8,514,531.64</b>	<b>19,439,099.36</b>	<b>5,579,211.06</b>	<b>7,382,268.00</b>		<b>6,477,622.30</b>		<b>19,439,099.36</b>	


**SUMMARY:**

	Previous Report	This Month	As of Date	Previous Report	This Month	As of Date
Total Disbursements Authorities Received						
NCA	18,923,000.00	-	18,923,000.00	37,408,000.00	15,116,000.00	52,524,000.00
TRA	672,624.83	606,254.02	1,278,878.85	(11,674,612.80)	(7,764,486.56)	(19,439,099.36)
NTA Issued	-	(590,000.00)	(590,000.00)	25,733,387.20	7,351,513.44	33,084,900.64
Total Disbursements Authorities Available	19,595,624.83	16,254.02	19,611,878.85			
less: Lapsed NCA	-	-	-			
Disbursements	(11,674,612.80)	(7,764,486.56)	(19,439,099.36)			
Balance of Disbursements Authorities as of to date	7,921,012.03	(7,748,232.54)	172,779.49			

Certified Correct:

  
 Maria Lourdes Amira P. Sogulon  
 Accountant III  
 Date:

Approved by:

  
 Lilia T. Habacon  
 Executive Director  
 Date: