

MONTHLY REPORT OF DISBURSEMENTS
For the month of January 2020

AUDITING UNIT
RECEIVED

FAR No. 4

By: *Victoria Sorian* 8157aw

Date: **FEB 21 2020**
PHILIPPINE SCIENCE HIGH SCHOOL

Department : Department of Science and Technology
Agency : Philippine Science High School System
Operating Unit : CONSOLIDATED
Organization Code (UACS) : 1901600000
Funding Source Code (as clustered) : 01

PARTICULARS	CURRENT YEAR BUDGET				PRIOR YEAR'S BUDGET											GRAND TOTAL			
	PS	M	CO	TOTAL	PRIOR YEAR'S ACCOUNTS PAYABLE				CURRENT YEAR'S ACCOUNTS PAYABLE				TOTAL	PS	M	CO	TOTAL		
					PS	M	CO	subtotal	PS	M	F	CO						subtotal	
1	2	3	5	6	7	8	10	11	12	13	14	15	16	17	23	24	26	27	
Notice of Cash Allocation (NCA)	51,240,970.52	32,773,149.33	1,097,012.02	85,111,131.87	2,404,488.99	10,537,998.87	4,774,571.60	17,717,059.46	0.00	1,523,950.50	0	97,367.71	1,621,318.21	19,338,377.67	53,645,459.51	44,835,098.70	5,968,951.33	104,449,509.54	
MDS Checks Issued	12,324,627.62	8,876,813.60	935,122.06	22,136,563.28	216,157.48	2,673,978.53	379,458.16	3,269,594.17	0.00	996,178.75	0	0.00	996,178.75	4,265,772.92	12,540,795.10	12,546,970.88	1,314,580.22	26,402,336.20	
Advice to Debit Account	38,916,342.90	23,896,335.73	161,889.96	62,974,568.59	2,188,331.51	7,864,020.34	4,395,113.44	14,447,465.29	0.00	527,771.75	0	97,367.71	625,139.46	15,072,604.75	41,104,674.41	32,288,127.82	4,654,371.11	78,047,173.34	
Notice of Transfer Allocation	0.00	481,645.24	0.00	481,645.24	0.00	27,923.59	4,948,932.15	4,976,855.74	0.00	0.00	0	0.00	0.00	4,976,855.74	0.00	509,568.83	4,948,932.15	5,458,500.98	
MDS Checks Issued	0.00	42,445.24	0.00	42,445.24	0.00	27,923.59	3,539,911.06	3,567,834.65	0.00	0.00	0	0.00	0.00	3,567,834.65	0.00	70,368.83	3,539,911.06	3,610,279.89	
Advice to Debit Account	0.00	439,200.00	0.00	439,200.00	0.00	0.00	1,409,021.09	1,409,021.09	0.00	0.00	0	0.00	0.00	1,409,021.09	0.00	439,200.00	1,409,021.09	1,848,221.09	
TOTAL CASH DISBURSEMENTS	51,240,970.52	33,254,794.57	1,097,012.02	85,592,777.11	2,404,488.99	10,565,922.46	9,723,503.75	22,693,915.20	0.00	1,523,950.50	0	97,367.71	1,621,318.21	24,315,233.41	53,645,459.51	45,344,667.53	10,917,883.48	109,908,010.52	
NON-CASH DISBURSEMENTS				0.00				0.00						0.00	0.00	0.00	0.00	0.00	
Tax Remittance Advices Issued (TRA)	5,639,290.99	381,007.42	9,237.60	6,029,536.01	2,159,117.88	930,830.10	2,418,697.39	5,508,645.37	0.00	4,764.97	0.00	3,887.50	8,652.47	5,517,297.84	7,798,408.87	1,316,602.49	2,431,822.49	11,546,833.85	
Overpayment of Expenses	0.00	0.00	0.00	0.00	0.00	0.00	0.00	0.00	0.00	0.00	0.00	0.00	0.00	0.00	0.00	0.00	0.00	0.00	
Liquidated damages and similar claims	0.00	0.00	0.00	0.00	0.00	0.00	0.00	0.00	0.00	0.00	0.00	0.00	0.00	0.00	0.00	0.00	0.00	0.00	
Others	0.00	0.00	0.00	0.00	0.00	0.00	0.00	0.00	0.00	0.00	0.00	0.00	0.00	0.00	0.00	0.00	0.00	0.00	
Total Non-Cash Disbursements	5,639,290.99	381,007.42	9,237.60	6,029,536.01	2,159,117.88	930,830.10	2,418,697.39	5,508,645.37	0.00	4,764.97	0.00	3,887.50	8,652.47	5,517,297.84	7,798,408.87	1,316,602.49	2,431,822.49	11,546,833.85	
TOTAL	56,880,261.51	33,635,801.99	1,106,249.62	91,622,313.12	4,563,606.87	11,496,752.56	12,142,201.14	28,202,560.57	0.00	1,528,715.47	0.00	101,255.21	1,629,970.68	29,832,531.25	61,443,868.38	46,661,270.02	13,349,705.97	121,454,844.37	

	Previous Report	This Month	As of Date	Previous Report	This Month	As of Date
Total Disbursements Authorities Received						
NCA		131,927,000.00	131,927,000.00			
NTA		6,586,450.00	6,586,450.00			
TRA		11,546,833.85	11,546,833.85			
CDC		-	-			
NCAA		-	-			
Others		-	-			
NTA Issued		(6,586,450.00)	(6,586,450.00)			
Total Disbursements Authorities Available		143,473,833.85	143,473,833.85			
less: Lapsed NCA Disbursements		(121,454,844.37)	(121,454,844.37)			
less: Other Non-Cash Disbursements		-	-			
Overpayment of expenses		-	-			
Liquidated Damages and similar claims		-	-			
Cancelled/State Checks		-	-			
Balance of Disbursements Authorities as of to date		22,018,989.48	22,018,989.48			

Total Disbursement Program 225,801,520.64
Less: NTA Issued (6,586,450.00)
Less: Actual Disbursements (121,454,844.37)
(Over)/Under spending 97,760,226.27

Certified Correct:

Maria Lourdes Amira P. Soguilon
Maria Lourdes Amira P. Soguilon
Accountant III

Recommending Approval by:

Ma. Concepcion B. Sakai
Ma. Concepcion B. Sakai
Chief Administrative Officer

Approved by:


Lilia T. Habacon
LILIA T. HABACON
Executive Director

MONTHLY REPORT OF DISBURSEMENTS
For the month of February 2020

Department: Department of Science and Technology
Agency: Philippine Science High School System
Operating Unit: CONSOLIDATED
Organization Code (OAC): 390160020
Funding Source Code (as clustered): 01

PARTICULARS	CURRENT YEAR BUDGET						PRIOR YEAR'S BUDGET										GRAND TOTAL	REMARKS (Discuss per MRC)										
	CURRENT YEAR BUDGET						PRIOR YEAR'S ACCOUNTS PAYABLE					CURRENT YEAR'S ACCOUNTS PAYABLE							SUB-TOTAL	TRUST LIABILITIES				GRAND TOTAL				
	PS	M	F	OO	TOTAL		PS	M	F	OO	subtotal	PS	M	F	OO	subtotal				TOTAL	PS	M	F	OO	TOTAL	PS	M	F
1	2	3	4	5	6	7	8	9	10	11	12	13	14	15	16	17	18	19	20	21	22	23	24	25	26	27	28	
Notice of Cash Allocation (NCA)	753,432,021.83	73,861,025.33	0.00	3,095,157.05	192,469,054.82	3,693,596.82	21,331,104.08	0.00	38,424,081.55	64,059,254.46	168.45	2,196,368.95	0	5,501,991.41	8,273,546.53	72,105,802.97	254,799,657.79	0.00	0.00	0.00	0.00	105,056,059.10	99,681,578.07	0.00	47,021,686.62	254,759,657.79		
MDS Checks Issued	23,352,762.96	22,039,691.76	0.00	1,353,342.20	47,525,796.94	231,357.48	5,833,691.25	0.00	11,528,117.42	17,950,075.03	168.45	1,015,725.45	0.00	4,835,138.10	5,651,022.03	23,344,167.33	70,919,954.47	0.00	0.00	0.00	0.00	23,894,283.49	26,919,008.28	0.00	16,116,657.70	70,919,954.47		
Advice to Debit Account	61,780,159.27	51,911,343.55	0.00	1,231,765.40	134,523,268.28	3,432,211.34	16,097,593.24	0.00	26,906,464.15	45,338,176.54	0.00	1,753,693.20	0.00	696,733.31	2,820,456.51	46,966,635.34	182,878,903.32	0.00	0.00	0.00	0.00	85,212,370.61	69,702,505.79	0.00	26,905,922.42	182,878,903.32		
Waiver of Penalty Allocation	0.00	516,645.24	0.00	0.00	516,645.24	0.00	27,923.99	0.00	9,948,937.15	4,976,655.74	0.00	0.00	0.00	0.00	0.00	4,976,655.74	5,493,590.68	0.00	0.00	0.00	0.00	0.00	544,568.83	0.00	4,948,937.15	5,493,590.68		
MDS Checks Issued	0.00	42,445.24	0.00	0.00	42,445.24	0.00	27,923.99	0.00	3,538,911.06	3,567,834.65	0.00	0.00	0.00	0.00	0.00	3,567,834.65	3,512,279.48	0.00	0.00	0.00	0.00	0.00	70,368.33	0.00	3,539,611.06	3,612,279.68		
Advice to Debit Account	0.00	474,200.00	0.00	0.00	474,200.00	0.00	0.00	0.00	1,409,021.09	1,409,021.09	0.00	0.00	0.00	0.00	0.00	1,409,021.09	1,833,221.05	0.00	0.00	0.00	0.00	0.00	474,200.00	0.00	1,409,021.09	1,833,221.05		
TOTAL CASH DISBURSEMENTS	105,432,921.83	74,467,670.57	0.00	3,085,107.56	183,015,700.06	3,683,588.82	21,989,021.88	0.00	43,363,513.12	69,061,110.23	168.45	2,769,386.65	0.00	5,501,991.41	8,271,548.51	77,217,636.71	200,293,358.77	0.00	0.00	0.00	0.00	106,096,659.10	99,276,086.30	0.00	51,970,512.71	200,293,358.77		
NON-CASH DISBURSEMENTS	12,623,829.51	670,984.72	0.00	124,520.36	13,819,875.19	2,164,751.37	1,218,173.86	0.00	4,390,857.14	7,773,782.33	0.00	7,058.61	0.00	228,429.67	235,488.48	3,009,037.95	21,026,513.14	0.00	0.00	0.00	0.00	14,788,620.98	2,066,584.20	0.00	4,743,397.57	21,026,513.14		
Tax Remittance Advances Issued (T)	0.00	0.00	0.00	0.00	0.00	0.00	0.00	0.00	0.00	0.00	0.00	0.00	0.00	0.00	0.00	0.00	0.00	0.00	0.00	0.00	0.00	0.00	0.00	0.00	0.00	0.00		
Overpayment of Expenses	0.00	0.00	0.00	0.00	0.00	0.00	0.00	0.00	0.00	0.00	0.00	0.00	0.00	0.00	0.00	0.00	0.00	0.00	0.00	0.00	0.00	0.00	0.00	0.00	0.00	0.00		
Liquidated Damages and similar of	0.00	0.00	0.00	0.00	0.00	0.00	367.08	0.00	0.00	367.08	0.00	0.00	0.00	0.00	0.00	367.08	367.08	0.00	0.00	0.00	0.00	0.00	367.08	0.00	367.08	367.08		
Others	0.00	0.00	0.00	0.00	0.00	0.00	0.00	0.00	0.00	0.00	0.00	0.00	0.00	0.00	0.00	0.00	0.00	0.00	0.00	0.00	0.00	0.00	0.00	0.00	0.00	0.00		
Total Non-Cash Disbursements	12,623,829.51	670,984.72	0.00	124,520.36	13,819,875.19	2,164,751.37	1,218,540.96	0.00	4,390,857.14	7,774,149.47	0.00	7,058.61	0	228,429.67	235,488.48	3,009,037.95	21,026,513.14	0.00	0.00	0.00	0.00	14,788,620.98	2,066,584.20	0.00	4,743,397.57	21,026,513.14		
TOTAL	118,056,751.34	75,368,655.29	0.00	3,209,128.52	196,834,575.25	5,828,320.19	23,177,596.64	0.00	47,774,370.84	76,760,259.67	168.45	2,776,447.26	0	5,730,421.28	8,507,036.99	85,287,236.66	281,021,671.31	0.00	0.00	0.00	0.00	123,885,279.68	101,322,671.19	0.00	56,713,020.74	281,021,671.31		

	Previous Report	This Month	As of Date		Previous Report	This Month	As of Date
Total Disbursements Authorized Received				Total Disbursement Program	168,572,083.00	226,953,833.00	394,525,916.00
NCA	131,027,000.00	152,034,300.00	285,911,000.00	Less: NTA Issued	(6,536,450.00)	(539,000.00)	(7,524,450.00)
NTA	8,168,450.00	442,000.00	1,628,450.00	Less: Actual Disbursements	(121,191,096.48)	(159,825,913.58)	(281,117,009.00)
TRA	17,548,833.95	10,581,312.21	21,028,146.00	(Over)/Under- spending	40,794,537.52	85,482,919.42	106,284,456.34
RDG	0.00	0.00	-				
NCAA	0.00	0.00	-				
Others	0.00	0.00	-				
NTA Issued	(6,586,450.00)	(998,000.00)	(7,524,450.00)				
Total Disbursements Authorized Available	464,052,243.83	476,816,205.72	305,743,146.00				
Less: Lapses: NCA	0.00	0.00	-				
Disbursements	(121,191,096.48)	(159,825,913.58)	(281,117,009.00)				
Less: Other Non-Cash Disbursements	0.00	0.00	-				
Overpayment of expenses	0.00	0.00	-				
Liquidated Damages and similar claims	(367.08)	(8,576.57)	(8,943.65)				
Canceled/Stop Checks	0.00	89,370.29	86,320.29				
	0.00	0.00	-				
	0.00	0.00	-				
Balance of Disbursements Authorities as of to date	342,660,831.32	276,961,045.68	24,709,513.64				

Certified Correct By:

Maria Lourdes Amador Sogolon
Accountant III

Recommending Approval By:

Ma. Concepcion B. Sakai
Chief Administrative Officer

Approved by:


JULIA T. HABACON
Executive Director

MONTHLY REPORT OF DISBURSEMENTS
For the month of March 2020

Department: Department of Science and Technology
Agency: Philippine Science High School System
Operating Unit: COMSO - DATED
Organization Code (IACS): 192160000
Funding Source Code (as classified): 01

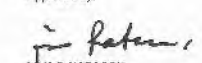
PARTICULARS	CURRENT YEAR BUDGET					PRIOR YEAR'S BUDGET										SUB-TOTAL	TRUST LIABILITIES				GRAND TOTAL					REMARKS		
	PS	M	F	OO	TOTAL	PRIOR YEAR'S ACCOUNTS PAYABLE					CURRENT YEAR'S ACCOUNTS PAYABLE						TOTAL	PS	M	F	OO	TOTAL	PS	M	F		OO	TOTAL
						7	8	9	10	subtotal	12	13	14	15	16													
1	2	3	4	5	6	7	8	9	10	11	12	13	14	15	16	17	18	19	20	21	22	23	24	25	26	27	28	
Notice of Cash Allocation (NCA)	190,588,605.53	718,411,108.90	0.00	7,891,244.17	316,891,548.70	4,174,478.89	28,991,782.92	0.00	71,648,563.30	104,814,825.11	168.45	3,492,671.67	0.00	5,806,213.08	9,299,053.20	114,113,872.21	431,034,927.01	0.00	0.00	0.00	0.00	194,763,347.97	156,895,963.48	0.00	85,345,020.55	431,004,927.01		
MDS Checks Issued	40,447,844.96	35,072,344.86	3.00	5,234,647.58	80,754,836.30	477,584.33	9,191,742.54	0.00	21,002,133.30	31,602,560.17	168.45	1,046,448.32	0.00	4,935,199.10	5,681,814.87	37,283,875.04	1,633,811.34	0.00	0.00	0.00	40,925,697.44	45,510,634.30	0.00	31,802,678.98	118,038,811.34			
Advice to Debit Account	150,140,759.97	83,338,754.04	0.00	2,656,596.59	256,136,112.43	3,896,894.56	19,800,040.38	0.00	49,715,730.00	73,212,264.94	0.00	2,446,223.35	0.00	1,171,014.99	3,617,238.33	76,830,003.27	312,869,115.57	0.00	0.00	0.00	153,837,649.53	105,585,028.57	0.00	53,543,441.57	312,968,115.87			
Notice of Transfer Allocation	495,059.82	1,616,665.14	0.00	0.00	2,082,744.88	0.00	27,923.38	0.00	5,581,737.15	5,606,650.74	0.00	0.00	0.00	0.00	0.00	5,609,560.74	1,693,405.72	0.00	0.00	0.00	495,059.82	1,646,608.75	0.00	5,581,737.15	7,693,425.72			
MDS Checks Issued	0.00	170,253.35	0.00	0.00	170,253.35	0.00	27,923.38	0.00	4,146,211.65	4,174,134.85	0.00	0.00	0.00	0.00	0.00	4,174,134.85	4,344,385.23	0.00	0.00	0.00	0.00	170,253.35	0.00	4,146,211.65	4,344,386.23			
Advice to Debit Account	495,059.82	1,446,411.79	0.00	0.00	1,913,491.43	0.00	0.00	0.00	1,435,526.50	1,435,526.50	0.00	0.00	0.00	0.00	0.00	1,435,526.50	3,349,017.49	0.00	0.00	0.00	495,059.82	1,446,411.79	0.00	1,435,526.50	3,349,017.49			
TOTAL CASH DISBURSEMENTS	191,053,755.45	121,029,794.06	0.00	7,891,244.17	318,974,793.83	4,174,478.89	29,019,096.31	0.00	77,290,300.45	110,474,485.95	168.45	3,492,671.67	0.00	5,806,213.08	9,299,053.20	119,723,639.05	436,898,332.73	0.00	0.00	0.00	196,228,402.78	162,542,732.24	0.00	90,927,757.71	438,699,332.73			
NON-CASH DISBURSEMENTS																												
Tax Remittance Advices Issued (TRA)	21,984,050.45	1,584,787.14	0.00	259.91	23,626,751.37	2,241,291.90	1,753,071.44	0.00	6,088,142.50	10,082,415.84	0.00	52,369.09	0.00	249,059.07	301,428.18	10,383,844.00	34,212,555.37	0.00	0.00	0.00	24,225,252.39	3,380,227.67	0.00	6,597,115.31	34,212,595.37			
Overpayment of Expenses	0.00	0.00	0.00	0.00	0.00	0.00	0.00	0.00	0.00	0.00	0.00	0.00	0.00	0.00	0.00	0.00	0.00	0.00	0.00	0.00	0.00	0.00	0.00	0.00	0.00	0.00	0.00	
Liquidated Damages and similar claims	0.00	0.00	0.00	0.00	0.00	0.00	367.08	0.00	0.00	367.08	0.00	0.00	0.00	0.00	0.00	367.08	367.08	0.00	0.00	0.00	0.00	367.08	0.00	0.00	0.00	367.08		
Others	0.00	0.00	0.00	0.00	0.00	0.00	0.00	0.00	0.00	0.00	0.00	0.00	0.00	0.00	0.00	0.00	0.00	0.00	0.00	0.00	0.00	0.00	0.00	0.00	0.00	0.00	0.00	
Total Non-Cash Disbursements	21,984,050.45	1,584,787.14	0.00	259.91	23,626,751.37	2,241,291.90	1,753,438.52	0.00	6,088,142.50	10,082,782.92	0.00	52,369.09	0.00	249,059.07	301,428.18	10,384,211.08	34,212,957.45	0.00	0.00	0.00	24,225,352.39	3,380,594.75	0.00	6,597,115.31	34,212,962.45			
TOTAL	213,037,805.94	122,614,581.20	0.00	8,151,157.81	342,603,545.05	6,415,770.79	30,772,534.83	0.00	83,378,442.95	120,557,268.77	168.45	3,545,040.76	0.00	6,055,272.15	9,600,481.38	130,107,750.13	471,111,290.18	0.00	0.00	0.00	220,453,755.18	165,923,326.99	0.00	97,524,873.01	472,911,295.18			

	Previous Report			This Month			As of Date			Previous Report			This Month			As of Date		
Total Disbursements Authorities Received																		
NCA	285,011,800.30			156,454,620.00			446,426,620.00											
NTA	6,628,450.30			2,849,200.00			5,458,650.00											
TRA	21,028,146.36			12,817,591.27			34,245,737.33											
CDO	0.00			0.00			0.00											
NDAA	0.00			0.00			0.00											
Others	0.00			0.00			0.00											
NTA Issued	(7,524,450.30)			(3,446,200.00)			(15,970,650.00)											
Total Disbursements Authorities Available	305,743,146.36			167,456,211.27			474,201,557.33											
Less: Lapsed NCA	0.00			1,430,488.79			(1,430,488.79)											
Disbursements	(281,117,358.36)			(119,630,588.63)			(472,047,595.89)											
Less: Other Non-Cash Disbursements	0.00			0.00			0.00											
Development of expenses	0.00			0.00			0.00											
Liquidated Damages and similar claims	0.00			394,355.00			(394,355.00)											
Canceled/State Checks	0.00			236,473.48			(236,473.48)											
	0.00			0.00			0.00											
	0.00			0.00			0.00											
Balance of Disbursements Authorities as of to date	24,625,788.00			(24,706,513.64)			(2,000)											

Certified Correct By:

Maria Concepcion B. Sahai
Accountant II

Recommending Approval By:

Ms. Concepcion B. Sahai
Chief Administrative Officer

Approved by:

LILIA T. HABACON
Executive Director

AUDITING UNIT
RECEIVED
By: *[Signature]*
Date: **FEB 05 2020**
PHILIPPINE SCIENCE HIGH SCHOOL

FAR NO. 4

MONTHLY REPORT OF DISBURSEMENTS
For the month of January 2020

Department : Department of Science and Technology
Agency : Philippine Science High School System
Operating Unit : Office of the Executive Director
Organization Code (UACS) : 1901801000
Funding Source Code (as clustered) : 01

PARTICULARS	CURRENT YEAR BUDGET					PRIOR YEAR'S BUDGET											SUB-TOTAL	TRUST LIABILITIES	GRAND TOTAL					RE-MARKS	
						PRIOR YEAR'S ACCOUNTS PAYABLE					CY'S AP														
	PS	M	F	CO	TOTAL	PS	M	F	CO	subtotal	PS	M	F	CO	subtotal	TOTAL			TOTAL	PS	M	F	CO		TOTAL
1	2	3	4	5	6	7	8	9	10	11	12	13	14	15	16	17	18	22	23	24	#	25	27	28	
CASH DISBURSEMENTS																									
Notice of Cash Allocation (NCA)																									
MDS Checks Issued	69,555.64	87,328.33		0.00	156,883.97	0.00	412,632.38		68,995.59	481,827.97						0.00	481,827.97	638,511.94	69,555.64	499,960.71			68,995.59	638,511.94	
Advice to Debit Account	1,101,848.36	1,099,915.55		0.00	2,201,763.91	43,900.90	604,625.65		64,659.28	713,185.83						0.00	713,185.83	2,914,949.74	1,145,749.26	1,704,541.20			64,659.28	2,914,949.74	
TOTAL CASH DISBURSEMENTS	1,171,404.00	1,187,243.88		0.00	2,358,647.88	43,900.90	1,017,258.03		133,654.87	1,194,813.80						0.00	1,194,813.80	3,553,461.68	1,215,304.90	2,204,501.91			133,654.87	3,553,461.68	
NON-CASH DISBURSEMENTS																									
Tax Remittance Advices Issued (TRA)	165,543.54	70,861.45		0.00	236,404.99	13,743.69	0.00		6,631.13	20,374.82	0.00	0.00	0.00	0.00	0.00	0.00	20,374.82	256,779.81	179,287.23	70,861.45			6,631.13	256,779.81	
TOTAL NON-CASH DISBURSEMENTS	165,543.54	70,861.45		0.00	236,404.99	13,743.69	0.00		6,631.13	20,374.82	0.00	0.00	0.00	0.00	0.00	0.00	20,374.82	256,779.81	179,287.23	70,861.45			6,631.13	256,779.81	
GRAND TOTAL	1,336,947.54	1,258,105.33		0.00	2,595,052.87	57,644.59	1,017,258.03		140,286.00	1,215,188.62	0.00	0.00	0.00	0.00	0.00	1,215,188.62	3,810,241.49	1,394,592.13	2,275,363.36			140,286.00	3,810,241.49		

SUMMARY:

	Previous Report	This Month	As of Date
Total Disbursements Authorities Received			
NCA	-	12,757,000.00	12,757,000.00
NTA			
Working Fund	-		-
TRA	-	256,779.81	256,779.81
LESS: NTA Issued	-	(6,586,450.00)	(6,586,450.00)
Total Disbursements Authorities Available	-	6,427,329.81	6,427,329.81
less: Lapsed NCA	-		-
Disbursements	-	(3,810,241.49)	(3,810,241.49)
add/less: Adjustment (cancelled/stale checks)			
Balance of Disbursements Authorities as at date	-	2,617,088.32	2,617,088.32

	Previous Report	This Month	As of Date
Total Disbursement Program	-	12,757,000.00	12,757,000.00
Less: NTA issued	-	(6,586,450.00)	(6,586,450.00)
Amount before Actual Disbursements	-	6,168,550.00	6,168,550.00
Less: Actual Disbursements	-	(3,810,241.49)	(3,810,241.49)
(Over)/Under spending	-	2,358,308.51	2,358,308.51

Certified Correct:

[Signature]
Maria Lourdes Amira Sogolon
Accountant III
Date:

Recommending Approval by:

[Signature]
Ma. Concepcion B. Sakai
Chief Administrative Officer
Date:

Approved by:

[Signature]
Lilia T. Habacon
Executive Director
Date:

MONTHLY REPORT OF DISBURSEMENTS
For the month of February 2020

Department: Department of Science and Technology
 Agency: Philippine Science High School System
 Operating Unit: Office of the Executive Director
 Organization Code (UACS): 1901601000
 Funding Source Code (as clustered): 01


PARTICULARS	CURRENT YEAR BUDGET					PRIOR YEAR'S BUDGET											SUB-TOTAL	TRUST LIABILITIES	GRAND TOTAL					REMARKS		
	PS	M	F	CO	TOTAL	PRIOR YEAR'S ACCOUNTS PAYABLE					CYS AP					TOTAL			TOTAL	PS	M	F	CO		TOTAL	
						PS	M	F	CO	subtotal	PS	M	F	CO	subtotal											
1	2	3	4	5	6	7	8	9	10	11	12	13	14	15	16	17	18	22	23	24	25	26	27	28		
CASH DISBURSEMENTS																										
Notice of Cash Allocation (NCA)																										
MDS Checks issued	482,927.61	182,332.63		0.00	665,260.24	0.00	23,826.00		3,926,705.54	3,950,531.54						3,950,531.54	4,615,791.78		482,927.61	206,158.63			3,926,705.54	4,815,791.78		
Advice to Debit Account	1,179,897.19	1,821,805.26		0.00	3,001,703.45	1,500.00	207,254.37		0.00	208,754.37						208,754.37	3,210,457.82		1,181,397.19	2,029,060.63			0.00	3,210,457.82		
Notice of Transfer Allocations (NTA)																										
MDS Checks Issued					0.00					0.00						0.00	0.00			0.00	0.00			0.00	0.00	
Advice to Debit Account					0.00					0.00						0.00	0.00			0.00	0.00			0.00	0.00	
Working Fund for FAPs					0.00					0.00						0.00	0.00			0.00	0.00			0.00	0.00	
Cash Disbursement Ceiling (CDC)					0.00					0.00						0.00	0.00			0.00	0.00			0.00	0.00	
TOTAL CASH DISBURSEMENTS	1,662,824.80	2,004,138.89		0.00	3,666,963.69	1,500.00	231,080.37		3,926,705.54	4,159,286.91					0.00	4,159,286.91	7,826,249.60		1,654,324.80	2,235,219.26			3,926,705.54	7,826,249.60		
NON-CASH DISBURSEMENTS																										
Tax Remittance Advances Issued (TRA)	191,263.33	99,948.52		0.00	291,213.45	0.00	15,070.96		80,797.92	95,868.88	0.00	0.00	0.00	0.00	0.00	95,868.88	367,082.33		191,263.33	115,020.48			80,797.92	367,082.33		
TOTAL NON-CASH DISBURSEMENTS	191,263.33	99,948.52		0.00	291,213.45	0.00	15,070.96		80,797.92	95,868.88	0.00	0.00	0.00	0.00	0.00	95,868.88	367,082.33		191,263.33	115,020.48			80,797.92	367,082.33		
GRAND TOTAL	1,854,088.13	2,104,088.41		0.00	3,958,177.14	1,500.00	246,151.33		4,007,503.46	4,255,154.79	0.00	0.00	0.00	0.00	0.00	4,255,154.79	8,213,331.93		1,855,588.13	2,350,239.74			4,007,503.46	8,213,331.93		

SUMMARY:


	Previous Report	This Month	As of Date		Previous Report	This Month	As of Date
Total Disbursements Authorities Received				Total Disbursement Program	12,757,000.00	6,612,000.00	19,369,000.00 ***
NCA	12,757,000.00	6,172,000.00	18,929,000.00	Less: NTA issued	(6,586,450.00)	(938,000.00)	(7,524,450.00)
NTA				Amount before Actual Disbursements	6,170,550.00	5,674,000.00	11,844,550.00
Working Fund				Less: Actual Disbursements	(3,910,241.49)	(8,213,331.33)	(12,023,573.42)
TRA	256,779.81	387,082.33	643,862.14	(Over)/Under spending	2,260,308.51	(2,539,331.33)	(179,023.42)
LESS: NTA Issued	(6,586,450.00)	(938,000.00)	(7,524,450.00)				
Total Disbursements Authorities Available	6,427,329.81	5,621,082.33	12,048,412.14				
Less: Laosec NCA							
Disbursements	(3,810,241.49)	(8,213,331.93)	(12,023,573.42)				
and/less: Adjustment (cancelled/state checks)							
Balance of Disbursements Authorities as at date	2,517,088.32	(2,592,249.60)	24,838.72				

*** based on revised MDP

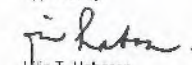
Certified Correct


 Maria Lourdes P. Sogui
 Accountant III
 Date:

Recommending Approval by


 Ma. Concepcion B. Sakai
 Chief Administrative Officer
 Date:

Approved by:


 Lilia T. Habacon
 Executive Director
 Date:

MONTHLY REPORT OF DISBURSEMENTS
For the month of March 2020

Department: Department of Science and Technology
 Agency: Philippine Science High School System
 Operating Unit: Office of the Executive Director
 Organization Code (UACS): 1901001000
 Funding Source Code (as clustered): 01

PARTICULARS	CURRENT YEAR BUDGET					PRIOR YEAR'S BUDGET										SUB-TOTAL	BRIEF LIABILITIES	GRAND TOTAL					REMARKS		
	PS	M	F	CO	TOTAL	PRIOR YEAR'S ACCOUNTS PAYABLE					CY'S AP							TOTAL	TOTAL	PS	M	F		CO	TOTAL
						PS	M	F	CO	subtotal	PS	M	F	CO	subtotal										
1	2	3	4	5	6	7	8	9	10	11	12	13	14	15	16	17	18	22	23	24	25	26	27	28	
CASH DISBURSEMENTS																									
Notice of Cash Allocation (NCA)																									
MDS Checks Issued	946,461.13	886,661.21		250,008.45	2,083,131.19	0.00	0.00		359,680.71	359,680.71						359,680.71	2,442,811.90								
Advice to Debit Account	2,950,041.20	1,509,713.99		0.00	4,468,755.19	5,000.00	560,156.25		0.00	565,156.25						565,156.25	5,033,911.44								
Notice of Transfer Allocations (NTA)																									
MDS Checks Issued					0.00					0.00						0.00	0.00								0.00
Advice to Debit Account					0.00					0.00						0.00	0.00								0.00
Working Fund for FAPs					0.00					0.00						0.00	0.00								0.00
Cash Disbursement Ceiling (CDC)					0.00					0.00						0.00	0.00								0.00
TOTAL CASH DISBURSEMENTS	3,905,502.33	2,396,375.20		250,008.45	6,551,886.38	5,000.00	560,156.25		359,680.71	924,836.96					0.00	924,836.96	7,476,723.34								7,476,723.34
NON-CASH DISBURSEMENTS																									
Tax Reimbursements Advance Issued (TRA)	354,363.42	134,772.43		14,207.15	503,343.00	0.00	37,343.75		20,359.29	57,703.04	0.00	0.00	0.00			57,703.04	561,046.04								561,046.04
TOTAL NON-CASH DISBURSEMENTS	354,363.42	134,772.43		14,207.15	503,343.00	0.00	37,343.75		20,359.29	57,703.04	0.00	0.00	0.00			57,703.04	561,046.04								561,046.04
GRAND TOTAL	4,259,865.75	2,531,147.63		264,215.60	7,055,229.38	5,000.00	597,500.00		380,040.00	982,540.00	0.00	0.00	0.00			982,540.00	8,037,769.38								8,037,769.38

SUMMARY:


	Previous Report	This Month	As of Date		Previous Report	This Month	As of Date
Total Disbursements Authorities Received				Total Disbursement Program	19,369,000.00	12,238,000.00	31,607,000.00 ***
NCA	18,829,000.00	10,907,000.00	29,836,000.00	Less: NTA Issued	(7,524,450.00)	(3,446,200.00)	(10,970,650.00)
NIA	-	-	-	Amount before Actual Disbursements	11,844,550.00	8,791,800.00	20,636,350.00
Working Fund	-	-	-	Less: Actual Disbursements	(12,023,573.42)	(8,037,769.38)	(20,061,342.80)
TRA	643,862.14	561,046.04	1,204,908.18	(Over)/Under spending	(179,023.42)	754,030.62	575,067.20
LESS: NTA Issued	(7,524,450.00)	(3,446,200.00)	(10,970,650.00)				
Total Disbursements Authorities Available	12,048,412.14	8,021,846.04	20,070,258.18				
less: Lapsed NCA	-	(8,915.38)	(8,915.38)				
Disbursements	(12,023,573.42)	(8,037,769.38)	(20,061,342.80)				
Adjustment (cancelled/late checks)	-	-	-				
Balance of Disbursements Authorities as of date	24,838.72	(24,838.72)	0.00				

*** based on revised MDP


Certified Correct:


 Maria Lourdes Amara P. Sogolon
 Accountant III
 Date:

Recommending Approval by:


 Ma. Concepcion B. Sakai
 Chief Administrative Officer
 Date:

Approved by:


 Ella T. Ilabaco
 Executive Director
 Date: