


QUARTERLY REPORT OF REVENUE AND OTHER RECEIPTS
As of the quarter ending September 30, 2018



FAR NO. 5

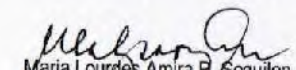
Department : Department of Science and Technology
Agency : Philippine Science High School System
Operating Unit : **CONSOLIDATED**
Organization Code (UACS) : 1901601000

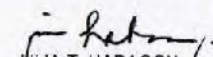
CLASSIFICATION / SOURCES OF REVENUE AND OTHER RECEIPTS	UACS CODE	REVENUE TARGET	ACTUAL REVENUE AND OTHER RECEIPTS COLLECTIONS					CUMULATIVE REMITTANCE / DEPOSITS TO DATE			VARIANCE		REMARKS
			1st Quarter	2nd Quarter	3rd Quarter	4th Quarter	TOTAL	Remittance to BTr	Deposited with AGDB	TOTAL	Amount	%	
1	2	3	4	5	6	7	8	9	10	11	12	13	14
A. General Fund (formerly Fund 101)													
- Tax													
- Non - Tax													
Receivables - Disallowance / Charges	10305010		7,545.09	404,064.53	78,255.00		489,864.62	489,864.62		489,864.62	489,864.62		
Due from Officers and Employees	10305020			15,267.03	12,032.25		27,299.28	27,299.28		27,299.28	27,299.28		
Other Receivables	10305990		284,870.00	4,000.00	247,718.00		536,588.00	536,588.00		536,588.00	536,588.00		
Advances to Special Disbursing Officers	19901030		29,090.44	58,009.30	114,814.12		201,913.86	189,598.86		189,598.86	201,913.86		
Advances to Officers and Employees	19901040	120,000.00	150,646.91	113,032.60	322,817.33		586,496.84	586,496.84		586,496.84	466,496.84		
Guaranty/Security Deposits Payables	20401040				68,021.05		68,021.05	68,021.05		68,021.05	68,021.05		
Clearance Fees	40201040	1,595.00	635.00	1,465.00	1,630.00		3,730.00	2,100.00		2,100.00	2,135.00		
Other Service Income	4020199	536,066.30	68,398.50	214,820.00	74,630.00		357,848.50	165,918.50	191,500.00	357,418.50	-178,217.80		
School Fees	40202010	2,141,830.00	254,700.00	623,837.50	890,446.52		1,768,984.02	1,707,296.92		1,707,296.92	-372,845.98		
Examination Fees	40202030	1,000.00		1,600.00	40,000.00		41,600.00	17,500.00		17,500.00	40,600.00		
Rent/Lease Income	40202050	664,700.00	206,248.81	193,217.59	285,904.68		685,371.08	581,222.27	28,787.00	610,009.27	20,671.08		
Income from Hostels/Dormitories	40202130	2,618,244.00	1,138,229.00	1,242,342.00	531,798.00		2,912,369.00	2,491,951.00	8,000.00	2,499,951.00	294,125.00		
Fines and Penalties (Business Income)	40202230	22,000.00	97,771.97	214,239.55	7,382.25		319,393.77	102,589.21		102,589.21	297,393.77		
Other Business Income	40202990	354,150.00	183,959.05	440,934.47	376,245.85		1,001,139.37	868,800.35	42,275.00	911,075.35	646,989.37		
Income from Printing and Publication	40202150	175,000.00	676,110.00	346,217.57	117,221.43		1,139,549.00	898,639.00	240,910.00	1,139,549.00	964,549.00		
Other Gains	40501990			8,020.00	531,970.46		539,990.46	568,833.59		568,833.59	539,990.46		
Miscellaneous Income	40601990	85,000.00	91,749.94	323,449.35	598,429.30		1,013,628.59	908,628.59	105,000.00	1,013,628.59	928,628.59		
Accumulated Surplus	30101010			146,800.00	237,752.04		384,552.04	384,552.04		384,552.04	384,552.04		
Scholarship Grants / Expenses	50202020	350,000.00	129,300.00	121,860.00	56,213.08		307,373.08	307,373.08		307,373.08	-42,626.92		
B. Special Account in the General Fund (formerly Fund 105, 183, 401, 151-159)													
- Tax													
- Non - Tax													

CLASSIFICATION / SOURCES OF REVENUE AND OTHER RECEIPTS	UACS CODE	REVENUE TARGET	ACTUAL REVENUE AND OTHER RECEIPTS COLLECTIONS					CUMULATIVE REMITTANCE / DEPOSITS TO DATE			VARIANCE		REMARKS
			1st Quarter	2nd Quarter	3rd Quarter	4th Quarter	TOTAL	Remittance to BTr	Deposited with AGDB	TOTAL	Amount	%	
1	2	3	4	5	6	7	8	9	10	11	12	13	14
2. Off-Budget Accounts (formerly Fund 161 to 164, etc.)													
3. Custodial Funds (formerly Funds (101-184, 187)													
Due to NGAs	20201050		2,623,500.00	584,925.56	2,980,800.00		6,189,225.56	5,942,225.56	247,000.00	6,189,225.56	6,189,225.56		
Due to Bureaus	20301020	310,000.00	65,000.00	140,000.00			205,000.00		205,000.00	205,000.00	-105,000.00		
Guaranty/Security Deposits Payables	20401040			478,855.00	655,019.68		1,133,874.68	941,929.68	191,945.00	1,133,874.68	1,133,874.68		
Other Payables	29999990	245,000.00	474,700.00	104,250.00	218,000.00		796,950.00	368,700.00	293,250.00	661,950.00	551,950.00		
Miscellaneous Income	40601990		48,600.00	119,800.00	506,620.00		675,020.00	220,100.00		220,100.00	675,020.00		
TOTAL		7,624,585.30	6,531,054.71	5,901,007.05	8,953,721.04		21,385,782.80	18,376,228.44	1,553,667.00	19,929,895.44	13,761,197.50	180%	

Certified Correct:

Approved by:


 Maria Lourdes Amira P. Soguilon
 Accountant III


 LILIA T. HABACON
 Executive Director

Date: _____

Date: _____